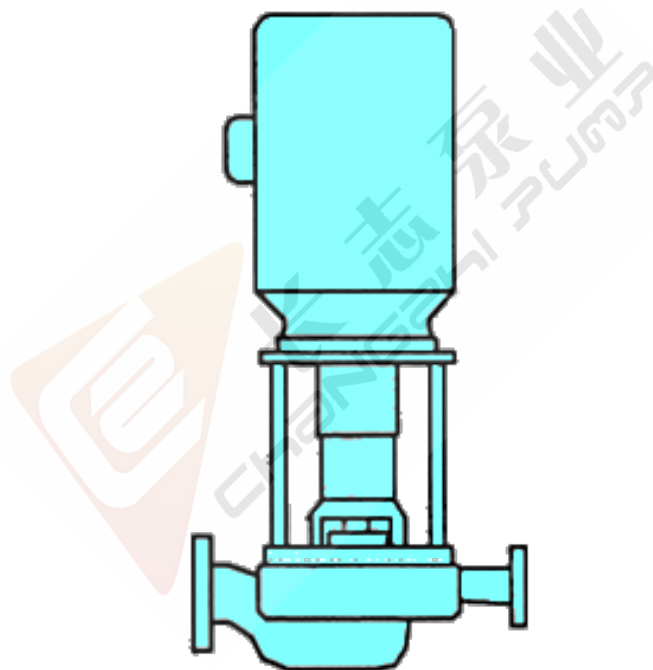


CP-OH3 系列带有独立轴承架的 立式管道单级悬臂式泵

执行标准：API610-2010



流 量： $Q=5\sim 1500\text{m}^3/\text{h}$

扬 程： $H=30\sim 250\text{m}$

工作压力： $P=2.5\text{MPa}$

工作温度： $T=-30^{\circ}\text{C}\sim +150^{\circ}\text{C}$

用 途：可输送各种清洁或含有颗粒、中性或有腐蚀性、低温或中温的介质。主要用于油库码头装卸、管道增压、流程增压等领域。

产品概述：

CP-OH3 系列带有独立轴承架的立式管道单级悬臂式离心泵执行 API610 第 11 版和 ISO13709《石油、重化学和天然气工业用离心泵》标准，为径向剖分、立式安装泵，适用于各种场合。

该系列泵具有结构简单，拆装方便，易于维护，占地面积小等特点，非常适用于普通流程管道输送领域。

该系列泵为模块化设计，不同规格泵组件（如轴、泵盖、密封环、机械密封、轴承等）具有充分的互换性，便于后期维护。



型号说明：

OH3 200-450(I)A

CP: 长志泵业

OH3: API610 (ISO13709)分类型号：带有独立轴承架的立式管道单级悬臂式泵

200: 泵进处口直径 (mm)

450: 叶轮名义直径 (mm)

(I): 水力模型代号

A: 叶轮变形代号

应用领域：

★ 输油工程

★ 石油化学工业工程

★ 电力工程

★ 造纸业

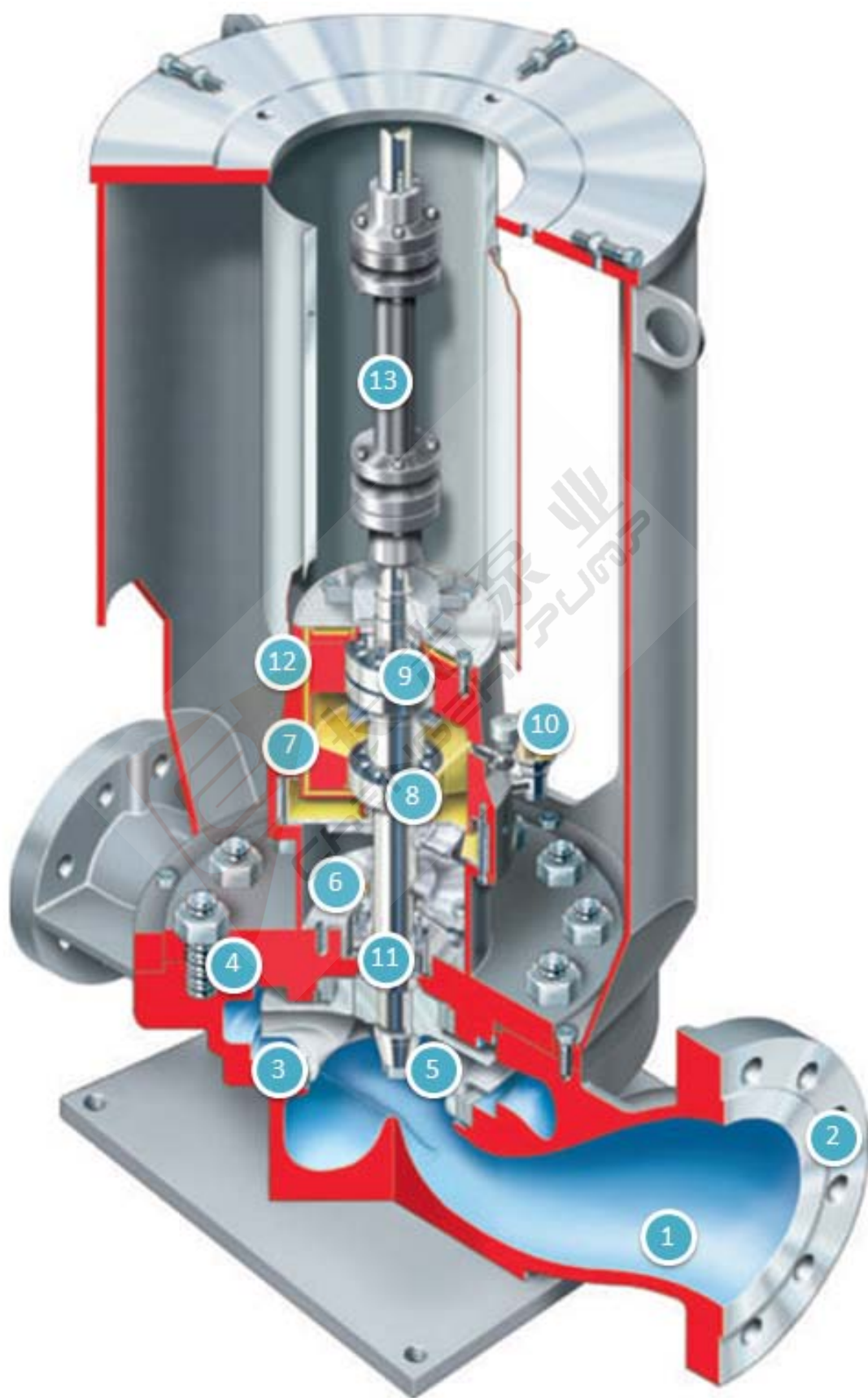
★ 石油化工精制

★ 煤加工工业

★ 供水供暖工程

★ 制药业

结构特征：



① 壳体

- 壳体为底脚安装方式，进出口在同一水平线上
- 重载型设计，承受 API610 标准 2 倍管口载荷
- 在满足强度计算的基础上留有至少 3mm 的腐蚀余量
- 便于安装
- 出口口径 $\geq 80\text{mm}$ （3inch）为双蜗壳结构，可完全消除各种工况下的径向力
- 后开门结构便于维修

② 法兰型式及压力等级

- 国标 2.5MPa 凹凸面法兰为标准配置
- 根据工况要求，可以选择不同型式和压力等级的法兰

③ 密封环

- 可更换的泵体和叶轮密封环
- 耐磨环为过盈配合、骑缝螺钉固定
- 背口环设置可以平衡绝大部分轴向力

④ 壳体密封

- O 型密封圈与金属面辅助密封
- 可配置不锈钢柔性石墨垫，满足特殊工况介质

⑤ 叶轮

- 精密铸造及抛光，保证设计效果
- CFD 设计保证最高的水力效率
- 低汽蚀性能
- 曲线无驼峰
- 闭式叶轮为标准配置
- 也可选用开式或半开式叶轮
- 流线型叶轮螺母可以提高吸入性能
- 平衡孔的设计保证轴承和机械密封的使用寿命

⑥ 机械密封

- 腔体满足 API610 和 API682 标准
- 安装空间大，可以配置各种型式机械密封，满足各种流程工况要求
- 集装式机械密封为标准结构
- 可配置各种密封冲洗及冷却方案
- 便于拆卸

⑦ 轴承箱

- 360° 圆周固定方式降低了轴承箱体的振动
- 轴承箱体采用复合迷宫密封，保证静态及动态均有良好的环境

⑧ 径向轴承

- 标准配置为深沟球轴承
- 配机械加工的钢保持架
- 轴承的可靠性经过各种应用场合、高转速和环境的验证

⑨ 推力轴承

- 标准配置为大倾角配对角接触球轴承
- 配机械加工的钢保持架

⑩ 轴承润滑

- 油脂自润滑为标准结构
- 稀油自润滑或油雾润滑为可选结构

⑪ 轴

- 重载荷、大直径轴具有低的挠度值
- 轴在机械密封处的最小挠度低于 API610 标准值，从而提高了机械密封的使用寿命
- 锥形轴结构便于拆卸

⑫ 轴承冷却

- 散热片冷却为标准配置
- 标准设计温度达到 93℃ 时采用风扇冷却

⑬ 联轴器

- 加长膜片联轴器为标准配置

⑭ 材质

- API 材质选项从 S-4 到 D-2
- 符合 NACE 和低温材料标准
- 使用耐蚀性涂料，可以提高关键部位的使用寿命
- 非金属耐磨零件，可以改善使用环境、提高性能参数
- 强腐蚀性介质，可以使用蒙乃尔合金、哈氏合金、双相不锈钢等材质
- 可以根据工况选用其它材料

⑮ 基座

- 底脚安装为标准配置
- 大型号泵采用槽钢基座辅助支撑
- 配置行业中刚性最好的底盘

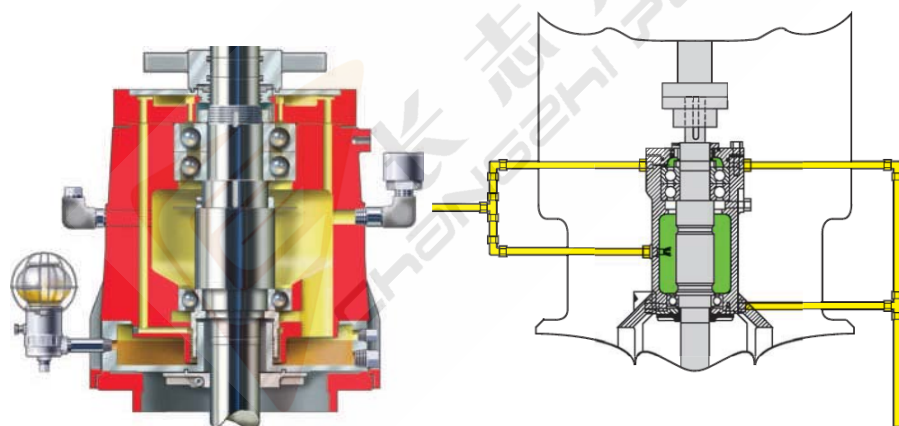
⑯ 测量仪器

- 泵的监控有多种测量设备，比如：
- 压力
- 温度
- 振动

典型配置：

轴承润滑

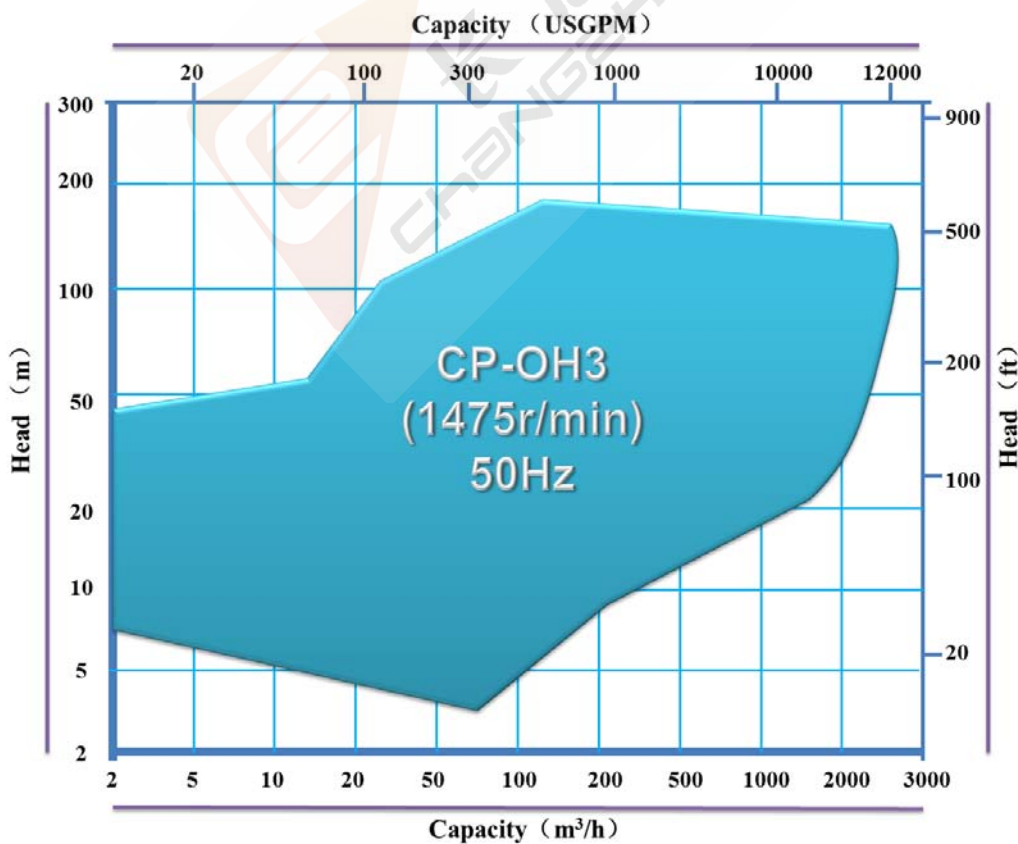
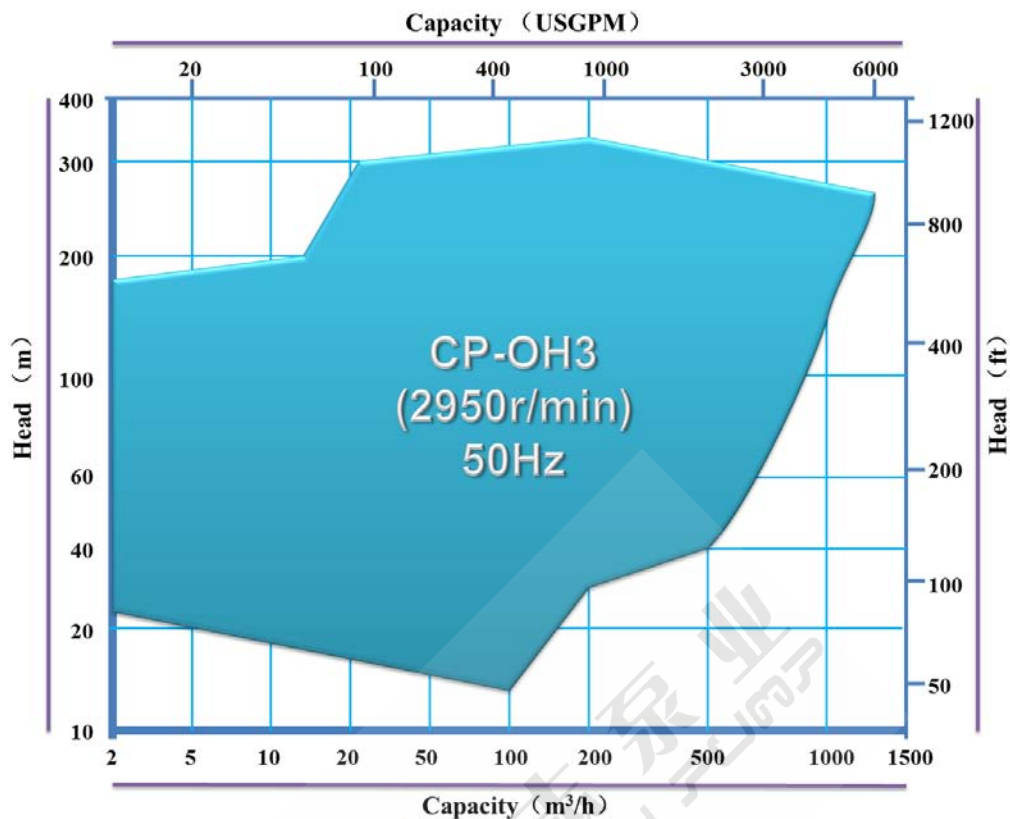
在特殊工况下（如高温场合），如果需要轴承采用稀油润滑或油雾润滑，稀油润滑采用自动提油结构，对轴承进行润滑。



旋转方向：

从传动端看，泵为顺时针方向旋转。

标准水力型谱：



此类图表适用于 CP-OH3 标准泵系列，超出此型谱范围可以进行特殊设计。

标准性能参数:

泵型号	叶轮代号	转速 2950 (r/min)					转速 1475 (r/min)				
		流量 (m ³ /h)	扬程 (m)	效率 (%)	必需汽蚀余量 (m)	电机功率 $\gamma=1$ (kW)	流量 (m ³ /h)	扬程 (m)	效率 (%)	必需汽蚀余量 (m)	电机功率 $\gamma=1$ (kW)
40-200	A	11.5	48.0	41.5	1.70	5.5	5.5	12.0	37.5	0.60	1.1
	B	10.5	44.0	43.0	1.50	4.0	5.0	11.0	36.5	0.50	1.1
	C	9.0	36.0	40.0	1.30	3.0	4.5	9.0	36.0	0.50	1.1
	D	7.5	28.0	38.0	1.10	2.2	4.0	6.5	34.0	0.50	1.1
	E	5.5	16.0	35.0	1.30	1.5	3.0	4.0	31.0	0.50	1.1
50-250	A	10.5	80.0	28.2	0.90	11.0	7.5	18.0	16.5	0.50	2.2
	B	9.7	68.0	29.0	0.85	7.5	7.0	16.0	23.5	0.50	2.2
	C	9.0	50.0	26.5	0.70	5.5	6.5	11.5	20.0	0.48	2.2
	D	8.5	30.0	25.5	0.75	4.0	6.0	6.5	16.5	0.46	1.1
50-315	A	18.5	130.0	30.0	0.70	30.0	9.5	32.0	26.5	0.48	5.5
	B	17.5	115.0	29.5	0.65	30.0	8.7	29.0	25.5	0.42	4.0
	C	16.0	100.0	27.0	0.55	22.0	7.5	25.0	24.3	0.37	3.0
	D	14.0	90.0	26.5	0.45	18.5	7.0	22.0	23.0	0.35	3.0
	E	13.0	80.0	25.5	0.50	18.5	6.8	20.0	22.7	0.34	3.0
	F	11.5	67.0	23.0	0.50	15.0	6.0	16.0	19.5	0.30	2.2
80-160	A	24.5	31.0	60.0	1.40	5.5	12.2	7.0	52.0	0.90	1.1
	B	22.0	27.0	56.0	1.20	5.5	11.5	6.0	49.0	0.70	1.1
	C	18.0	20.0	52.0	1.00	4.0	9.0	4.5	39.0	0.50	1.1
	D	16.0	14.0	48.0	0.90	2.2	7.2	4.2	35.0	0.50	1.1
80-200	A	26.5	48.0	58.5	1.50	11.0	13.0	11.5	54.0	0.82	1.5
	B	23.0	42.0	54.0	1.40	7.5	11.5	9.5	49.5	0.75	1.1
	C	20.0	34.0	50.0	1.30	5.5	10.5	8.0	47.5	0.80	1.1
	D	16.0	26.0	44.0	1.10	4.0	9.0	6.0	44.0	0.80	1.1
80-250	A	31.0	75.0	52.5	2.20	18.5	15.0	19.0	49.5	0.60	3.0
	B	29.0	70.0	52.0	2.10	15.0	13.0	17.0	47.5	0.50	2.2
	C	24.0	57.0	51.0	1.80	11.0	12.0	13.0	46.5	0.60	1.5
	D	21.0	43.0	48.0	1.70	7.5	10.5	10.0	44.0	0.50	1.1
80-315	A	38.0	110.0	44.5	1.10	37.0	19.0	26.0	40.5	0.50	5.5
	B	36.0	102.0	43.5	1.00	30.0	18.0	24.0	39.0	0.50	5.5
	C	30.0	76.0	41.5	0.90	22.0	15.5	17.0	36.0	0.50	4.0
	D	27.0	56.0	40.5	0.80	15.0	13.0	12.0	34.5	0.50	3.0
80-400	A	42.0	155.0	41.5	3.20	55.0	21.0	39.0	41.0	0.85	7.5
	B	40.0	126.0	39.5	3.10	45.0	20.0	30.0	40.0	0.90	5.5
	C	38.0	110.0	41.0	3.00	37.0	19.0	27.0	39.0	1.00	5.5
	D	37.0	80.0	36.5	2.90	30.0	18.0	20.0	34.0	1.10	4.0

标准性能参数:

泵型号	叶轮代号	转速 2950 (r/min)					转速 1475 (r/min)				
		流量 (m ³ /h)	扬程 (m)	效率 (%)	必需汽蚀余量 (m)	电机功率 $\gamma=1$ (kW)	流量 (m ³ /h)	扬程 (m)	效率 (%)	必需汽蚀余量 (m)	电机功率 $\gamma=1$ (kW)
80-160(I)	A	48.0	32.0	71.0	2.20	11.0	24.0	7.0	68.0	1.30	1.5
	B	43.0	27.0	71.0	2.50	7.5	21.0	6.5	63.0	1.20	1.5
	C	36.0	20.0	68.5	2.00	5.5	17.0	5.0	58.0	1.05	1.1
	D	29.0	15.0	65.0	1.00	3.0	15.0	4.0	55.0	1.20	1.1
80-200(I)	A	60.0	48.0	72.0	2.60	18.5	31.0	13.0	68.0	0.80	3.0
	B	54.0	42.0	68.0	2.40	15.0	28.5	11.5	66.0	0.90	2.2
	C	47.0	33.0	66.0	2.00	11.0	25.0	9.0	63.0	0.60	1.5
	D	41.0	25.0	62.0	1.70	7.5	22.0	7.0	62.0	0.70	1.1
80-250(I)	A	70.0	82.0	65.0	2.40	30.0	35.0	20.0	62.5	6.50	4.0
	B	66.0	75.0	64.0	2.20	30.0	33.0	18.5	61.8	0.60	4.0
	C	60.0	60.0	63.0	1.70	22.0	30.0	15.0	61.0	0.55	3.0
	D	50.0	45.0	60.0	1.50	15.0	26.0	11.0	59.0	0.50	2.2
100-315	A	85.0	110.0	55.0	2.00	55.0	40.0	26.0	52.5	0.50	11.0
	B	77.0	95.0	54.5	1.80	45.0	37.0	21.0	52.5	0.50	7.5
	C	68.0	73.0	53.0	1.50	30.0	32.0	16.0	51.0	0.50	5.5
	D	55.0	52.0	50.0	1.30	22.0	28.0	12.0	49.0	0.50	3.0
100-400	A	82.0	194.0	47.5	2.00	110.0	41.0	48.0	44.5	0.50	15.0
	B	78.0	175.0	46.0	1.80	90.0	39.0	43.0	44.0	0.55	15.0
	C	70.0	140.0	46.0	1.60	75.0	35.0	34.0	43.5	0.60	11.0
	D	60.0	102.0	43.0	1.50	45.0	30.0	25.0	41.5	0.58	7.5
100-450	A	135.0	250.0	52.0	5.50	200.0	67.0	61.0	48.5	1.50	30.0
	B	125.0	217.0	51.8	4.50	185.0	62.0	53.0	48.5	1.20	30.0
	C	114.0	185.0	51.5	3.80	132.0	57.0	46.0	48.0	1.00	22.0
	D	104.0	154.0	51.0	3.50	110.0	51.0	38.0	47.5	0.90	15.0
	E	95.0	126.0	50.0	3.00	75.0	47.5	31.0	46.8	0.80	11.0
100-160	A	94.0	32.0	78.0	3.00	15.0	47.0	8.0	76.0	0.80	2.2
	B	85.0	28.0	77.5	3.00	11.0	42.0	7.0	75.0	0.85	2.2
	C	76.0	23.0	76.0	2.50	11.0	38.0	5.5	70.0	0.60	1.5
	D	66.0	17.0	71.0	2.80	5.5	34.0	4.0	68.0	0.50	1.1
100-200	A	100.0	52.0	76.0	3.50	30.0	50.0	12.0	73.0	0.80	4.0
	B	95.0	45.0	74.5	4.00	22.0	45.0	10.0	72.0	1.00	3.0
	C	81.0	35.0	71.5	3.50	15.0	40.0	8.0	71.0	0.90	2.2
	D	67.0	27.0	66.0	3.00	11.0	34.0	6.0	67.5	0.95	1.5
100-250	A	124.0	79.0	73.5	4.00	45.0	61.0	18.0	70.0	1.30	7.5
	B	117.0	73.0	73.0	3.00	45.0	57.0	17.0	68.5	1.10	7.5
	C	102.0	56.0	71.0	3.50	30.0	50.0	12.0	65.0	1.00	4.0
	D	85.0	42.0	65.0	2.50	22.0	44.0	9.0	62.0	63.00	3.0

标准性能参数:

泵型号	叶轮代号	转速 2950 (r/min)					转速 1475 (r/min)				
		流量 (m ³ /h)	扬程 (m)	效率 (%)	必需汽蚀余量 (m)	电机功率 $\gamma=1$ (kW)	流量 (m ³ /h)	扬程 (m)	效率 (%)	必需汽蚀余量 (m)	电机功率 $\gamma=1$ (kW)
100-315(I)	A	141.0	127.0	67.0	4.10	90.0	70.0	33.0	66.5	1.00	15.0
	B	135.0	121.0	68.0	4.00	75.0	66.0	30.0	65.0	1.20	11.0
	C	115.0	97.0	66.0	3.00	55.0	56.0	24.0	63.5	0.90	11.0
	D	90.0	74.0	62.0	2.50	37.0	45.0	18.0	57.0	0.70	5.5
100-400(I)	A	171.0	184.0	61.0	3.60	160.0	85.0	43.0	57.2	0.90	22.0
	B	159.0	167.0	60.5	4.50	160.0	80.0	39.0	56.5	0.80	18.5
	C	135.0	127.0	57.0	3.00	90.0	65.0	30.0	53.5	0.80	15.0
	D	116.0	92.0	50.0	2.80	75.0	53.0	22.0	47.5	0.50	11.0
100-450(I)	A	200.0	235.0	59.0	5.50	250.0	103.0	59.0	57.0	1.40	37.0
	B	185.0	210.0	58.5	5.00	220.0	98.0	55.0	56.8	1.40	30.0
	C	172.0	186.0	58.0	5.00	200.0	87.0	45.0	56.5	1.15	30.0
	D	155.0	157.0	56.5	4.00	132.0	70.0	30.0	54.0	0.90	15.0
	E	141.0	127.0	55.0	3.50	110.0					
100-160(I)	A	162.0	27.0	80.0	4.10	22.0	81.0	6.2	77.0	1.40	3.0
	B	150.0	22.0	79.0	4.00	15.0	73.0	5.0	75.0	1.00	2.2
	C	130.0	15.0	77.0	3.50	11.0	63.0	3.5	74.0	1.00	1.5
	D	110.0	11.0	71.0	2.80	7.5	55.0	2.6	70.0	0.80	1.1
100-200(I)	A	190.0	50.0	80.0	3.10	45.0	93.0	12.5	79.0	1.00	5.5
	B	177.0	44.0	79.0	3.00	37.0	88.0	10.5	75.0	1.00	5.5
	C	153.0	35.0	77.0	3.00	30.0	78.0	8.5	74.0	0.90	4.0
	D	133.0	26.0	73.0	2.10	18.5	68.0	6.0	70.0	0.60	3.0
150-250	A	228.0	77.0	80.0	4.00	75.0	113.0	19.0	79.0	0.90	11.0
	B	216.0	71.0	79.0	4.20	75.0	108.0	17.0	78.5	0.85	11.0
	C	188.0	56.0	79.0	3.50	45.0	98.0	12.0	78.0	1.00	7.5
	D	168.0	42.0	76.5	3.80	37.0	88.0	9.0	76.0	1.00	5.5
150-315	A	250.0	123.0	77.0	5.00	132.0	125.0	28.0	75.0	1.50	18.5
	B	240.0	117.0	76.0	5.00	132.0	119.0	26.0	74.0	1.40	18.5
	C	203.0	95.0	74.0	4.00	90.0	104.0	22.0	70.0	1.00	15.0
	D	170.0	69.0	69.0	3.20	75.0	86.0	16.0	67.0	0.90	11.0
150-400	A	296.0	190.0	72.0	5.30	250.0	147.0	45.0	70.0	1.40	37.0
	B	286.0	176.0	70.0	6.00	220.0	142.0	41.0	69.5	1.50	30.0
	C	256.0	141.0	68.0	5.50	185.0	127.0	33.0	67.0	1.50	22.0
	D	220.0	101.0	64.0	4.50	110.0	112.0	23.0	64.0	1.30	15.0
150-450	A	335.0	250.0	68.5	5.50	400.0	168.0	62.0	66.5	1.40	55.0
	B	310.0	220.0	68.0	5.00	315.0	155.0	55.0	66.0	1.30	45.0
	C	290.0	195.0	66.0	5.00	280.0	145.0	48.0	64.0	1.20	37.0
	D	265.0	162.0	65.0	4.50	220.0	132.0	40.0	63.0	1.00	30.0

标准性能参数：

泵型号	叶轮代号	转速 2950 (r/min)					转速 1475 (r/min)				
		流量 (m ³ /h)	扬程 (m)	效率 (%)	必需汽蚀余量 (m)	电机功率 $\gamma=1$ (kW)	流量 (m ³ /h)	扬程 (m)	效率 (%)	必需汽蚀余量 (m)	电机功率 $\gamma=1$ (kW)
150-500	A						180.0	72.0	69.0	1.50	75.0
	B						167.0	65.0	68.0	2.00	55.0
	C						142.0	51.0	65.0	1.70	37.0
	D						120.0	40.0	60.0	1.00	30.0
150-200	A	318.0	44.0	83.5	4.50	55.0	158.0	11.0	82.0	1.60	7.5
	B	298.0	39.0	82.0	7.00	45.0	150.0	9.5	80.5	1.50	7.5
	C	263.0	30.0	78.0	5.50	37.0	138.0	7.0	76.0	1.50	5.5
	D	218.0	23.0	71.0	4.50	22.0	120.0	5.0	72.5	1.40	3.0
150-250(I)	A	386.0	72.0	82.0	4.50	110.0	193.0	17.0	80.0	1.20	15.0
	B	351.0	60.0	80.0	5.00	90.0	177.0	14.0	77.0	1.20	15.0
	C	321.0	44.0	77.5	5.50	75.0	157.0	10.0	75.0	1.10	11.0
150-315(I)	A	440.0	122.0	82.0	7.50	220.0	218.0	30.5	80.0	1.60	30.0
	B	428.0	117.0	80.0	5.50	200.0	208.0	27.0	75.0	1.50	30.0
	C	370.0	92.0	78.0	6.00	160.0	178.0	22.0	74.0	1.50	22.0
	D	308.0	66.0	74.0	5.00	90.0	153.0	15.0	72.5	1.30	15.0
150-400(I)	A	518.0	201.0	78.5	6.00	450.0	258.0	48.0	76.5	1.60	55.0
	B	496.0	186.0	77.0	6.20	400.0	248.0	45.0	76.0	1.80	55.0
	C	451.0	148.0	76.0	6.00	280.0	223.0	35.0	75.5	1.60	37.0
	D	398.0	110.0	77.0	6.00	200.0	198.0	26.0	73.0	1.50	30.0
150-450(I)	A	524.0	235.0	74.5	10.00	500.0	274.0	60.0	72.6	2.60	75.0
	B	490.0	212.0	74.0	8.00	450.0	258.0	55.0	72.0	2.50	75.0
	C	460.0	190.0	72.0	7.50	400.0	231.0	46.0	70.0	2.30	55.0
	D	420.0	160.0	70.0	7.00	315.0	210.0	40.0	69.0	2.00	37.0
	E	375.0	130.0	70.0	7.00	250.0	190.0	31.0	68.0	1.80	30.0
150-500(I)	A						300.0	75.0	73.5	2.00	110.0
	B						283.0	70.0	72.0	2.00	90.0
	C						233.0	57.0	70.0	1.60	75.0
	D						208.0	42.0	68.0	1.40	45.0
150-560	A						335.0	101.0	74.0	2.50	160.0
	B						315.0	94.0	73.0	2.70	132.0
	C						260.0	77.0	71.0	2.80	90.0
	D						212.0	57.0	65.0	2.20	75.0
150-630	A						360.0	115.0	63.0	2.40	220.0
	B						338.0	105.5	62.0	2.00	200.0
	C						274.0	82.0	57.0	2.20	132.0
	D						220.0	60.0	53.0	2.00	75.0

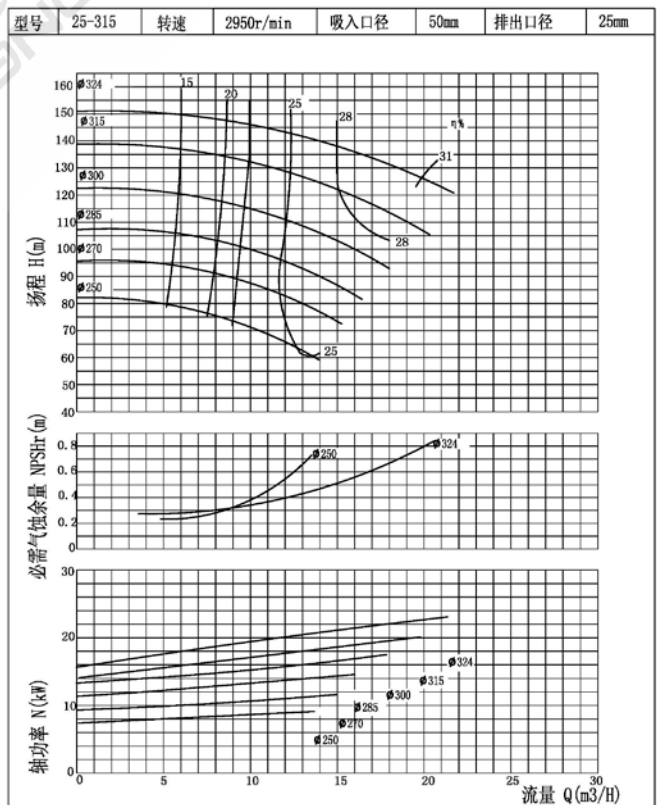
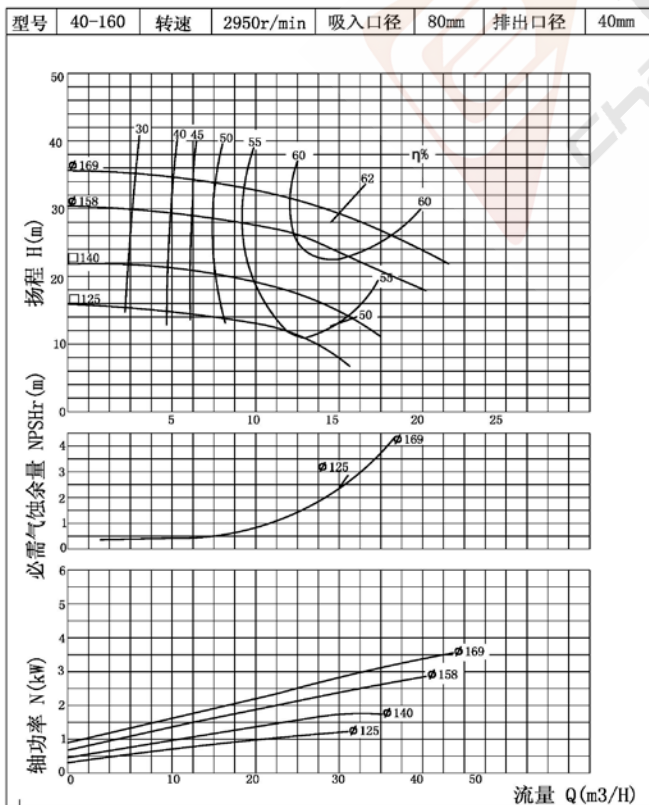
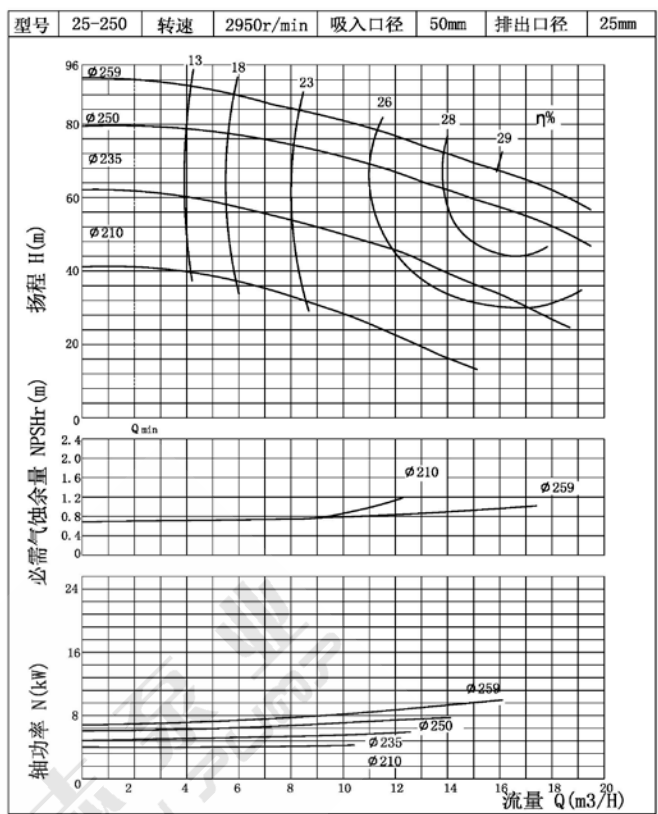
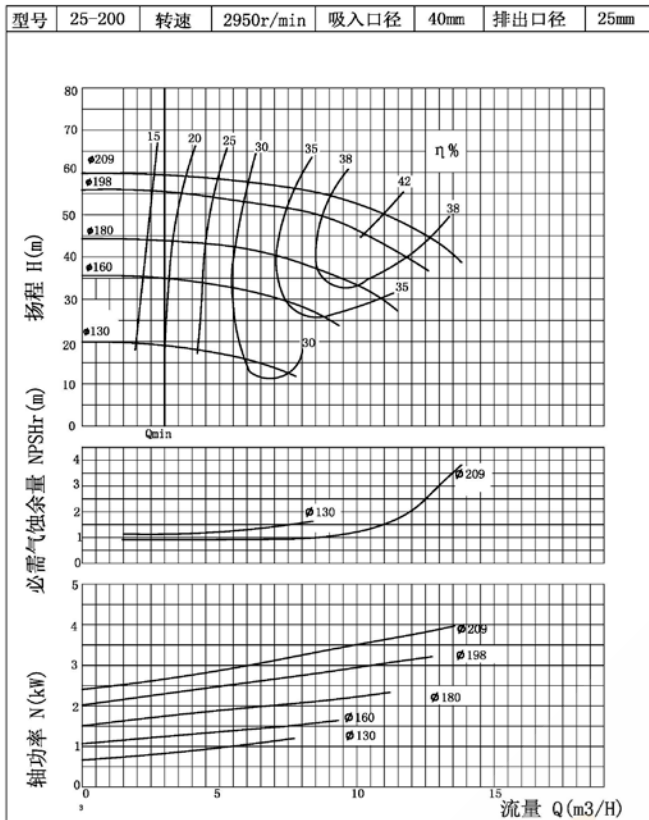
标准性能参数：

泵型号	叶轮代号	转速 2950 (r/min)					转速 1475 (r/min)				
		流量 (m ³ /h)	扬程 (m)	效率 (%)	必需汽蚀余量 (m)	电机功率 $\gamma=1$ (kW)	流量 (m ³ /h)	扬程 (m)	效率 (%)	必需汽蚀余量 (m)	电机功率 $\gamma=1$ (kW)
200-250	A	610.0	72.0	84.5	8.10	160.0	305.0	17.4	83.0	2.30	22.0
	B	580.0	65.0	84.0	8.00	160.0	290.0	16.0	82.5	2.00	18.5
	C	520.0	47.0	81.5	7.10	110.0	260.0	12.0	81.5	1.60	15.0
	D	470.0	32.0	78.0	6.20	75.0	240.0	8.0	79.0	1.50	11.0
200-315	A	710.0	122.0	85.5	8.20	315.0	350.0	30.0	84.5	2.10	45.0
	B	680.0	114.0	80.0	8.00	315.0	340.0	29.0	84.0	2.50	37.0
	C	600.0	87.0	82.0	7.00	220.0	300.0	22.0	80.0	2.20	30.0
	D	480.0	65.0	77.5	6.00	132.0	250.0	15.0	77.0	1.90	18.5
200-400	A	850.0	203.0	82.0	13.00	630.0	426.0	50.0	81.0	3.40	90.0
	B	830.0	150.0	79.0	14.00	500.0	410.0	47.0	79.0	4.00	75.0
	C	750.0	145.0	78.5	12.00	450.0	370.0	78.5	76.5	3.00	55.0
	D	570.0	106.0	74.0	7.00	280.0	332.0	27.0	74.5	2.00	45.0
200-450	A	840.0	255.0	80.0	11.00	800.0	420.0	65.0	78.5	2.60	132.0
	B	800.0	230.0	79.0	10.00	710.0	400.0	60.0	78.0	2.50	110.0
	C	740.0	205.0	78.0	9.50	630.0	370.0	53.0	76.0	2.50	90.0
	D	660.0	180.0	76.0	8.50	500.0	330.0	45.0	75.0	2.30	75.0
	E	580.0	150.0	75.0	7.80	400.0	290.0	37.5	74.0	2.20	55.0
200-500	A						495.0	80.0	80.0	3.00	185.0
	B						470.0	75.0	79.0	2.70	160.0
	C						400.0	60.0	77.0	2.00	110.0
	D						330.0	45.0	74.0	2.20	75.0
200-560	A						540.0	101.0	79.0	3.00	250.0
	B						510.0	95.0	78.0	2.50	220.0
	C						440.0	78.0	77.0	2.00	160.0
	D						350.0	59.0	71.0	2.00	110.0
200-630	A						580.0	129.0	77.0	3.50	315.0
	B						550.0	122.0	76.0	3.00	280.0
	C						468.0	97.0	72.5	2.50	220.0
	D						372.0	72.0	64.0	2.40	132.0
250-315	A						545.0	27.0	86.5	3.00	55.0
	B						528.0	25.0	85.0	3.00	55.0
	C						480.0	19.0	82.0	3.20	37.0
	D						434.0	13.0	75.0	2.50	30.0
250-400	A						660.0	49.0	77.5	4.00	132.0
	B						630.0	46.0	75.5	3.00	110.0
	C						565.0	36.0	72.5	3.00	75.0
	D						500.0	24.0	72.0	3.00	55.0

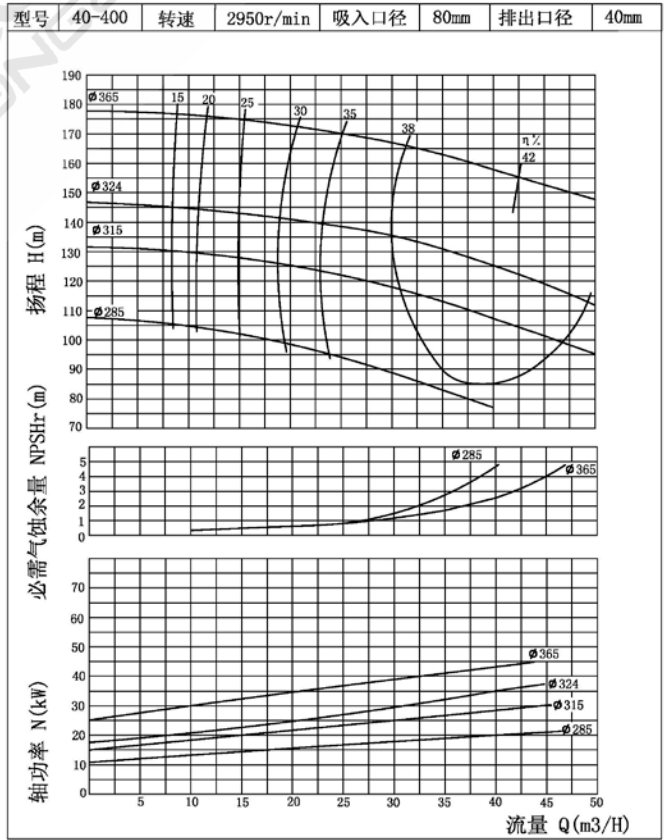
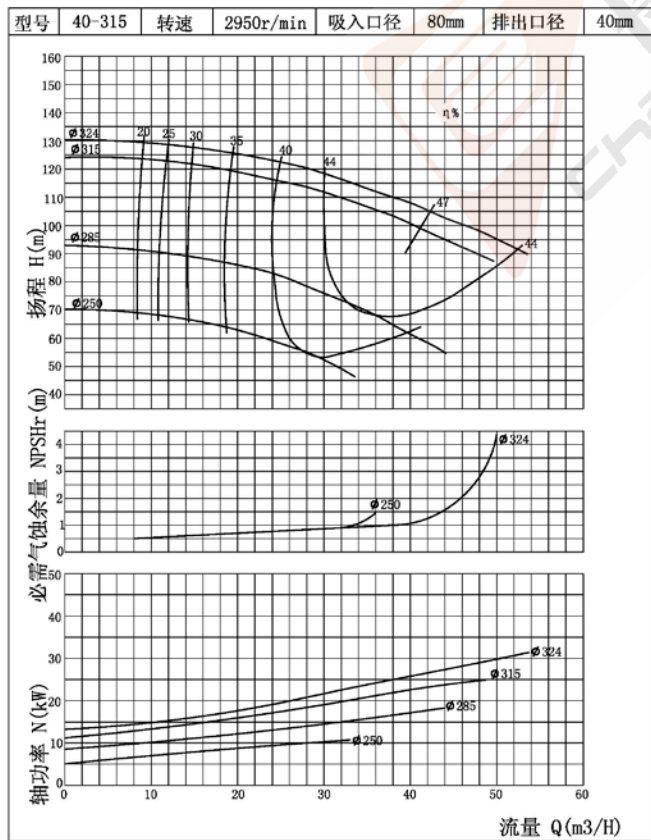
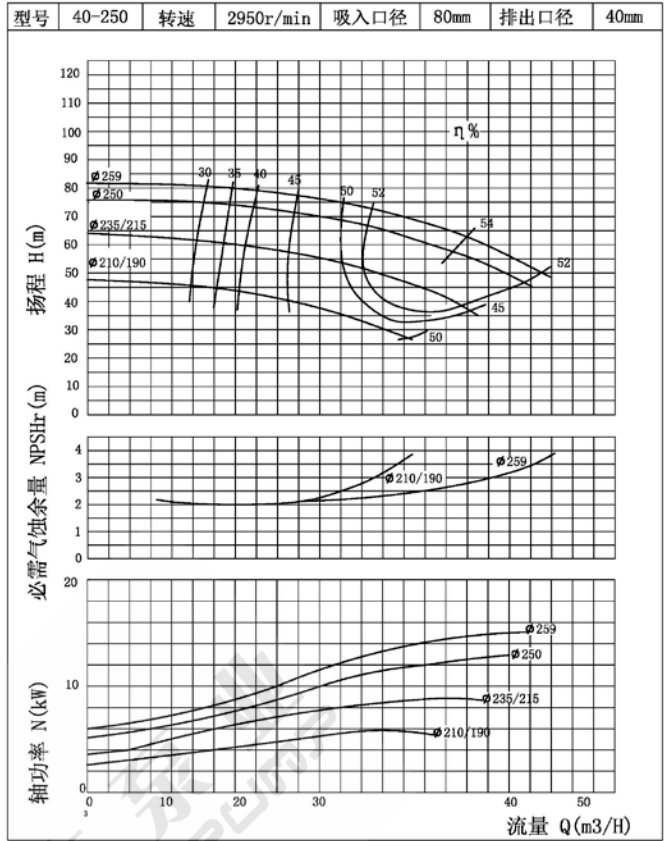
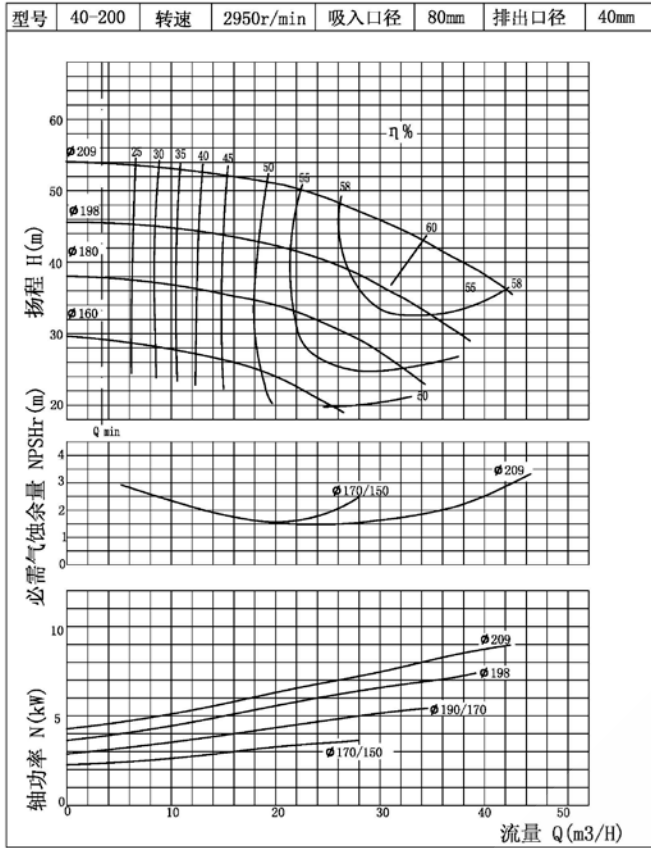
标准性能参数:

泵型号	叶轮代号	转速 2950 (r/min)					转速 1475 (r/min)				
		流量 (m ³ /h)	扬程 (m)	效率 (%)	必需汽蚀余量 (m)	电机功率 $\gamma=1$ (kW)	流量 (m ³ /h)	扬程 (m)	效率 (%)	必需汽蚀余量 (m)	电机功率 $\gamma=1$ (kW)
250-500	A						800.0	82.0	82.5	5.00	250.0
	B						770.0	76.0	82.0	5.50	220.0
	C						700.0	58.0	80.0	5.00	160.0
	D						630.0	42.0	75.0	5.00	110.0
250-560	A						860.0	106.0	82.0	4.00	355.0
	B						830.0	98.0	81.5	4.00	315.0
	C						760.0	78.0	80.0	3.50	250.0
	D						665.0	57.0	75.0	3.00	160.0
250-630	A						855.0	128.0	80.5	5.00	450.0
	B						816.0	119.0	80.0	4.00	400.0
	C						720.0	96.0	78.5	3.10	280.0
	D						625.0	71.0	75.5	2.00	200.0
300-400	A						1050.0	48.0	87.0	5.20	185.0
	B						1010.0	45.0	86.0	5.10	160.0
	C						900.0	34.0	83.0	4.50	132.0
	D						780.0	26.0	77.5	4.80	90.0
300-500	A						1240.0	78.0	87.0	5.00	355.0
	B						1170.0	75.0	86.5	4.50	315.0
	C						1015.0	57.0	85.0	4.50	220.0
	D						870.0	42.0	80.0	4.00	160.0
300-560	A						1340.0	104.0	86.0	5.00	500.0
	B						1280.0	97.0	85.5	5.50	450.0
	C						1140.0	77.0	83.5	5.00	355.0
	D						950.0	56.0	80.0	4.00	220.0
300-630	A						1450.0	132.0	85.0	5.50	710.0
	B						1375.0	125.0	84.0	6.00	630.0
	C						1170.0	100.0	82.5	5.00	450.0
	D						950.0	75.0	78.0	3.80	280.0
400-500	A						1870.0	74.0	88.0	6.50	500.0
	B						1800.0	70.0	87.0	6.50	450.0
	C						1520.0	52.0	84.0	6.00	315.0
	D						1300.0	38.0	80.0	6.00	220.0
400-560	A						2040.0	98.0	88.0	7.50	710.0
	B						1950.0	91.0	87.0	7.00	630.0
	C						1760.0	74.0	85.0	6.00	500.0
	D						1500.0	54.0	82.0	5.50	315.0
400-630	A						2390.0	125.0	88.0	8.20	1120.0
	B						2280.0	117.0	87.0	8.00	900.0
	C						1960.0	95.0	85.0	7.50	710.0
	D						1610.0	70.0	80.0	6.00	450.0

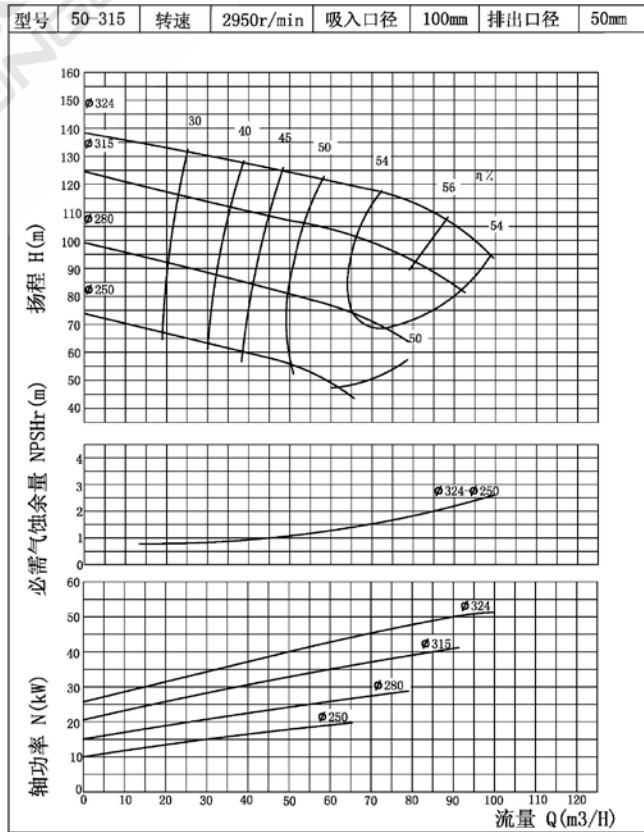
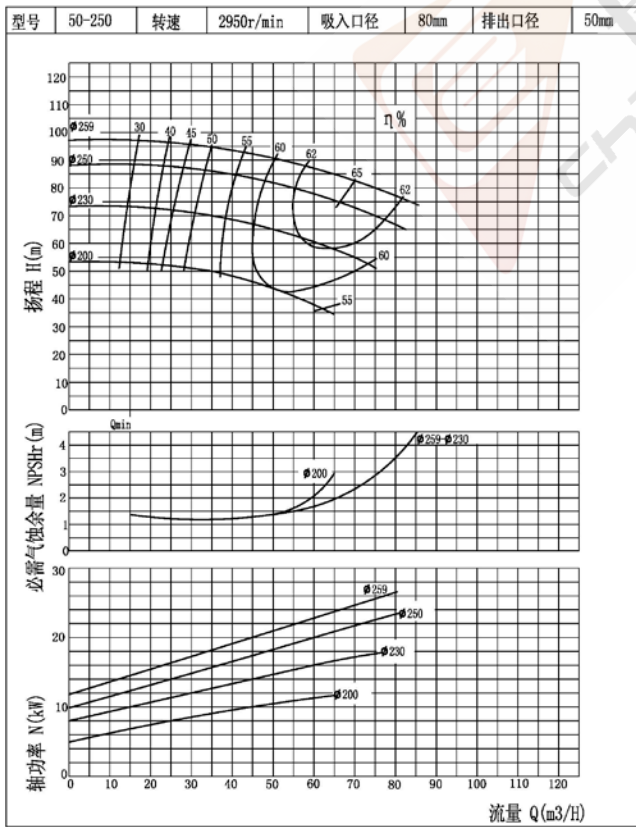
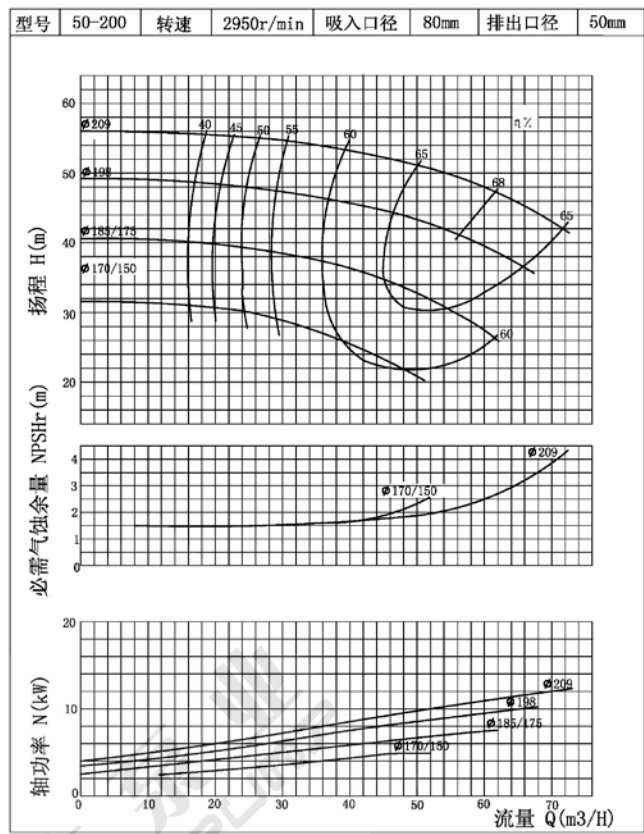
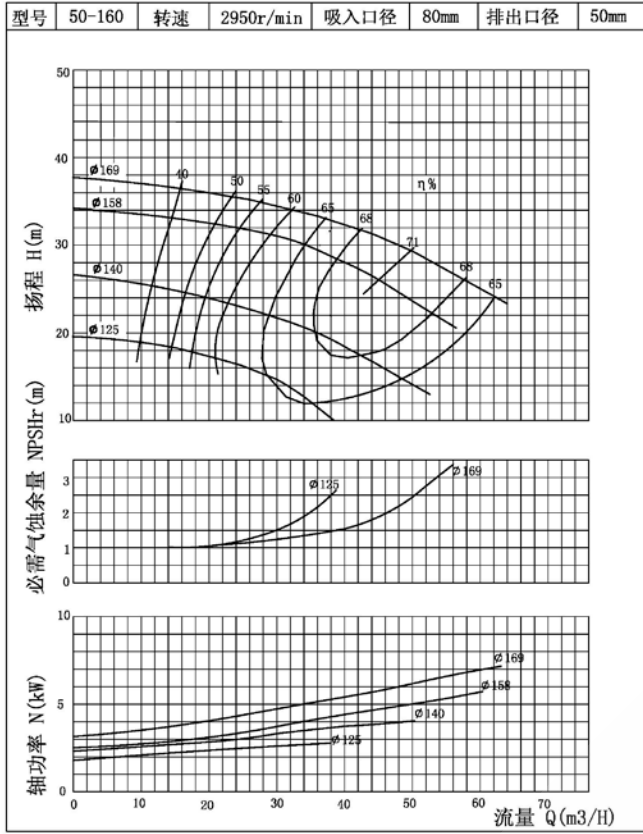
性能曲线:



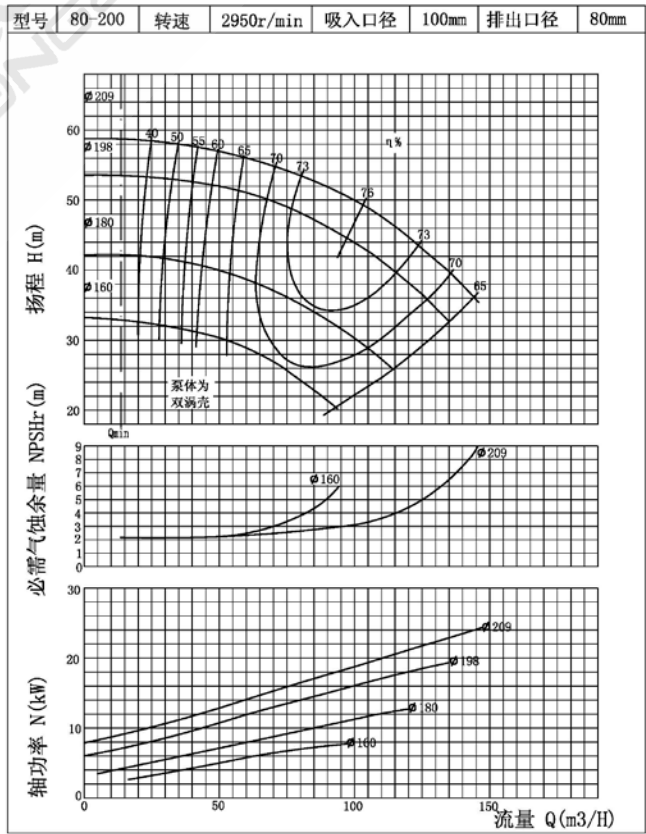
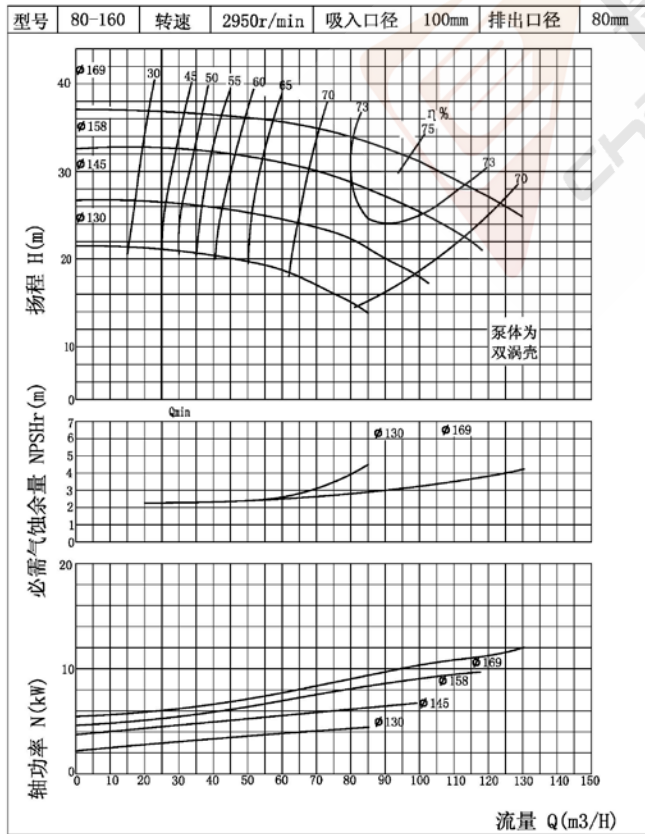
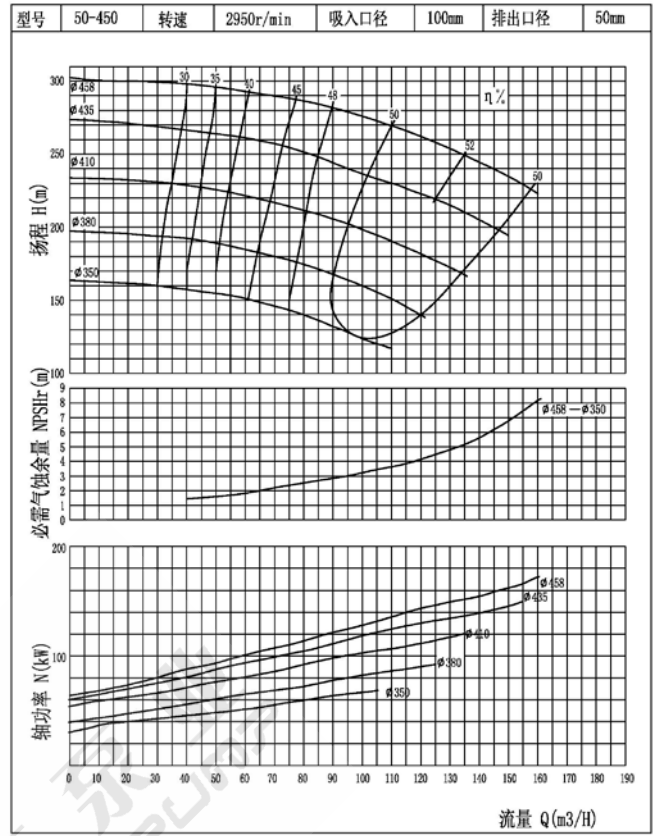
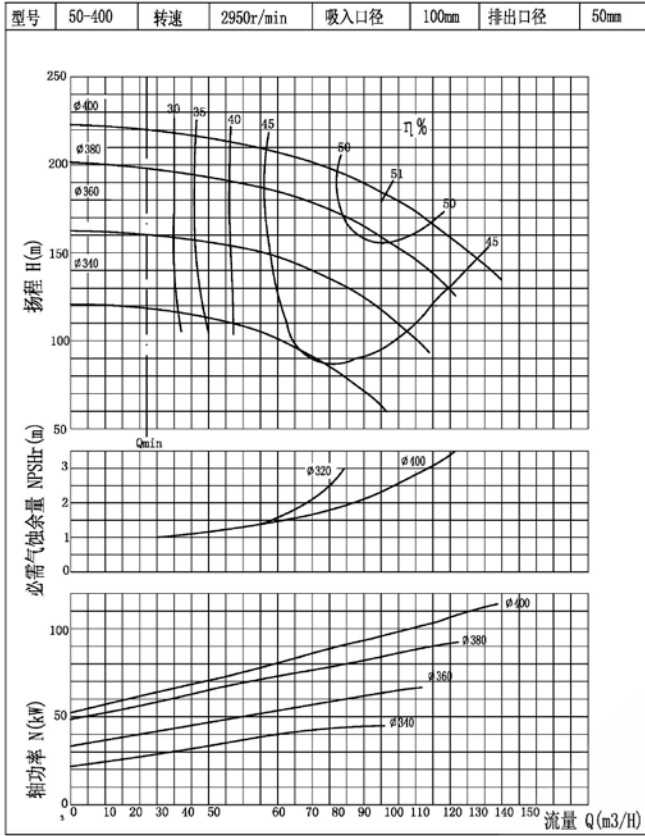
CP-OH3 系列带有独立轴承架的立式管道单级悬臂式离心泵



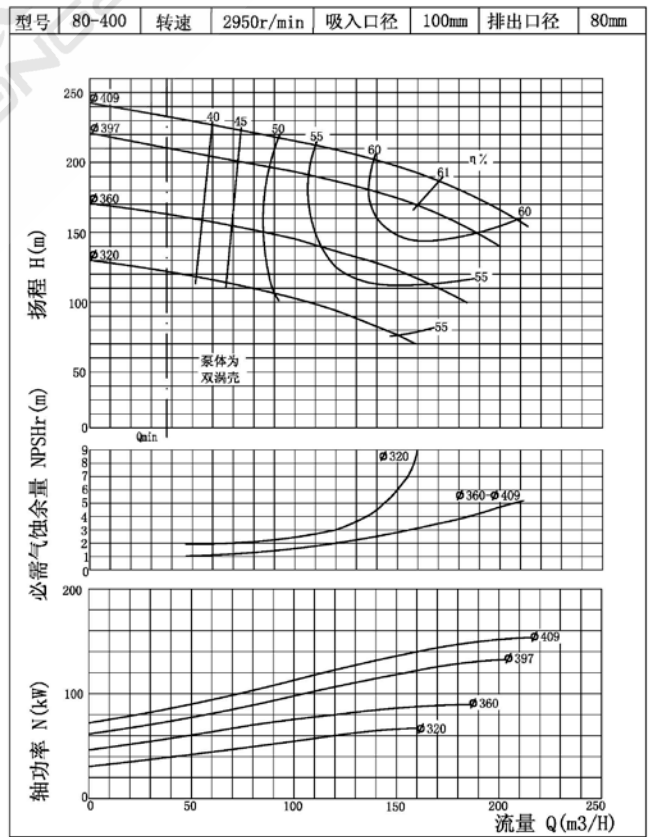
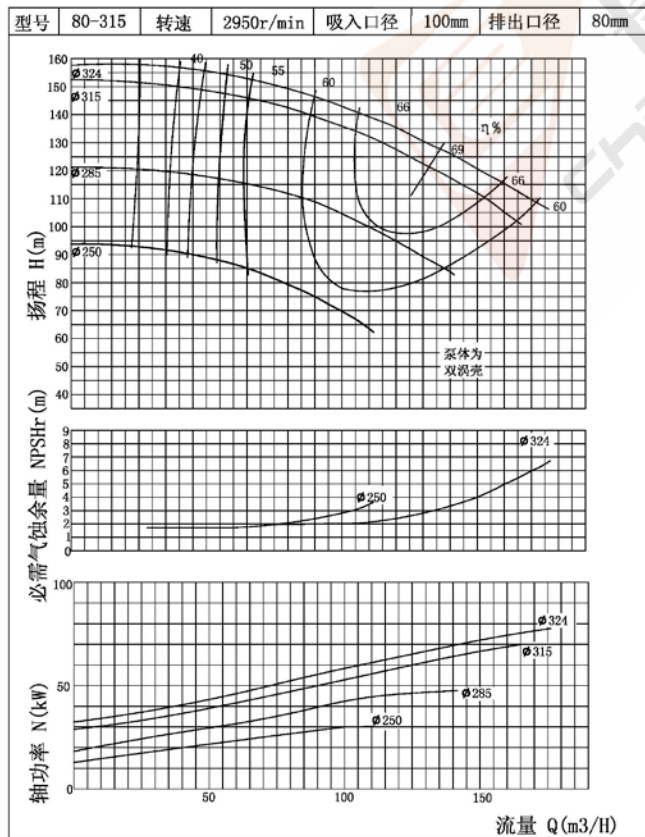
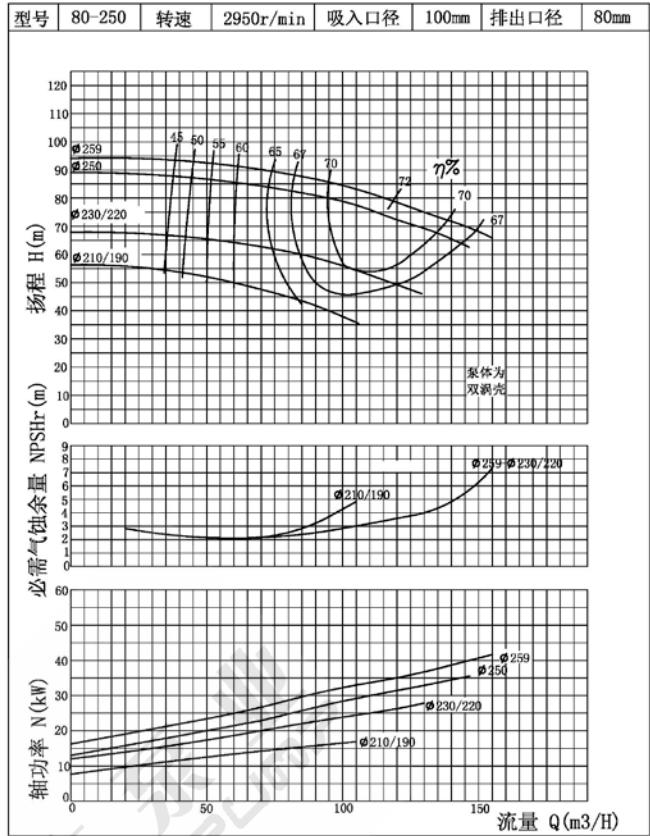
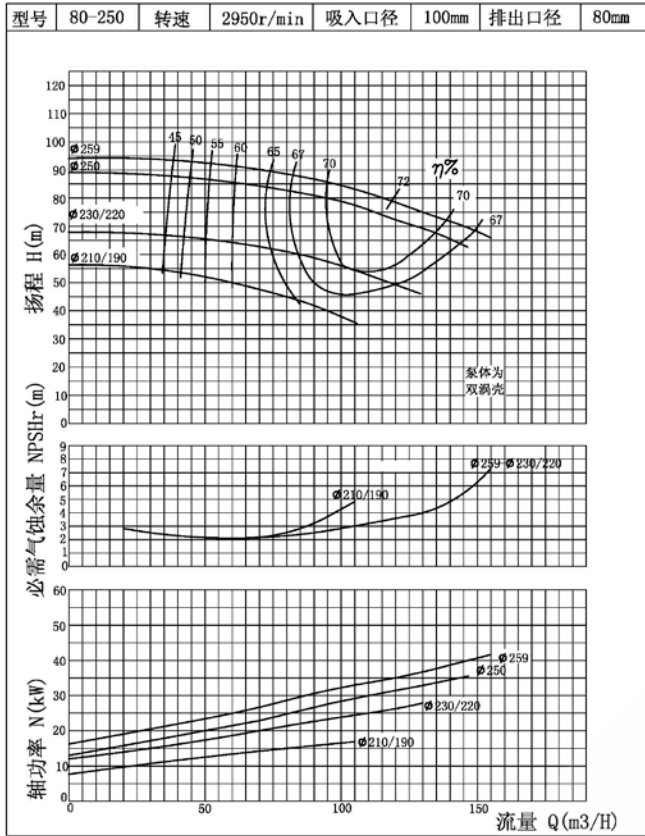
CP-OH3 系列带有独立轴承架的立式管道单级悬臂式离心泵



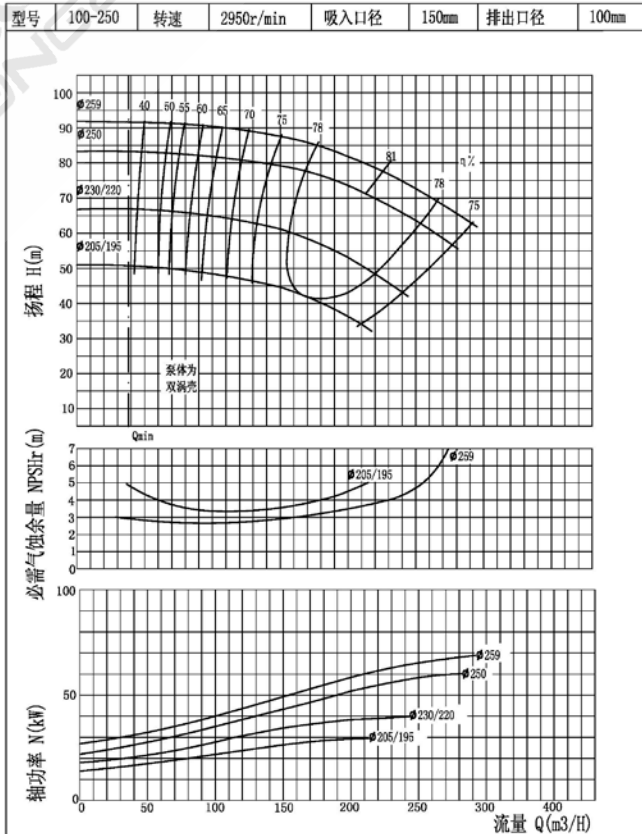
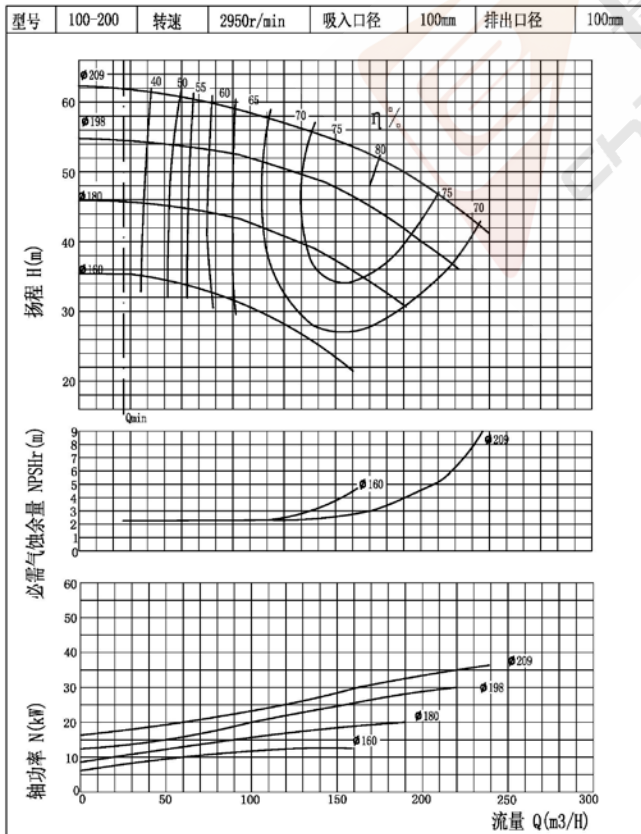
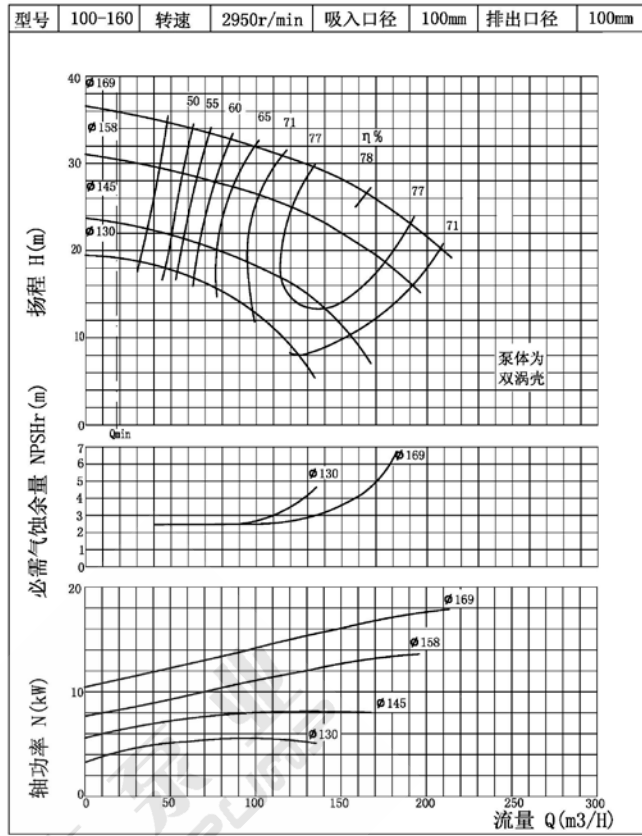
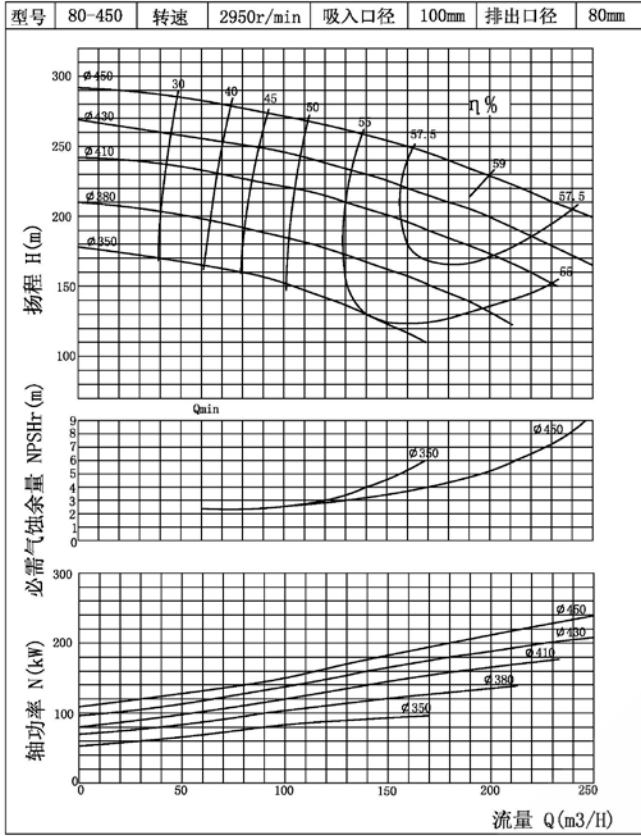
CP-OH3 系列带有独立轴承架的立式管道单级悬臂式离心泵



CP-OH3 系列带有独立轴承架的立式管道单级悬臂式离心泵

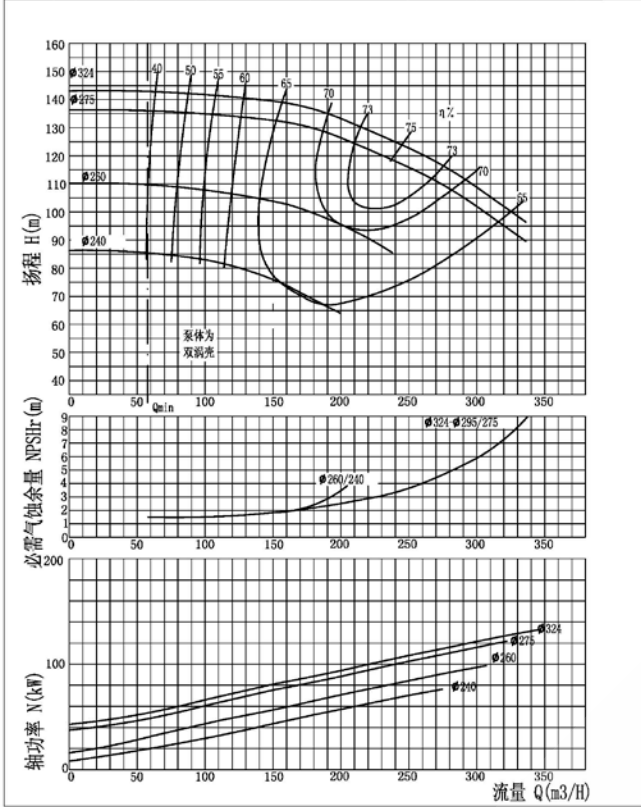


CP-OH3 系列带有独立轴承架的立式管道单级悬臂式离心泵

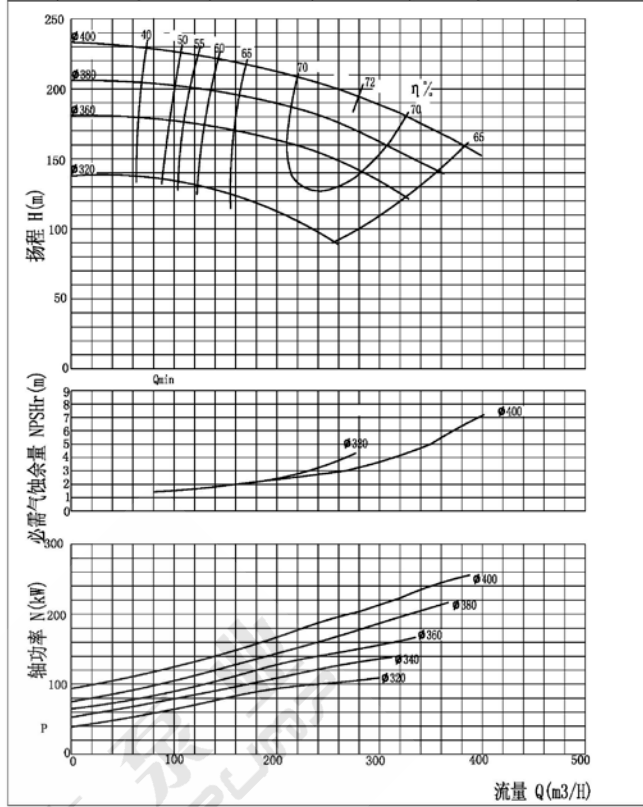


CP-OH3 系列带有独立轴承架的立式管道单级悬臂式离心泵

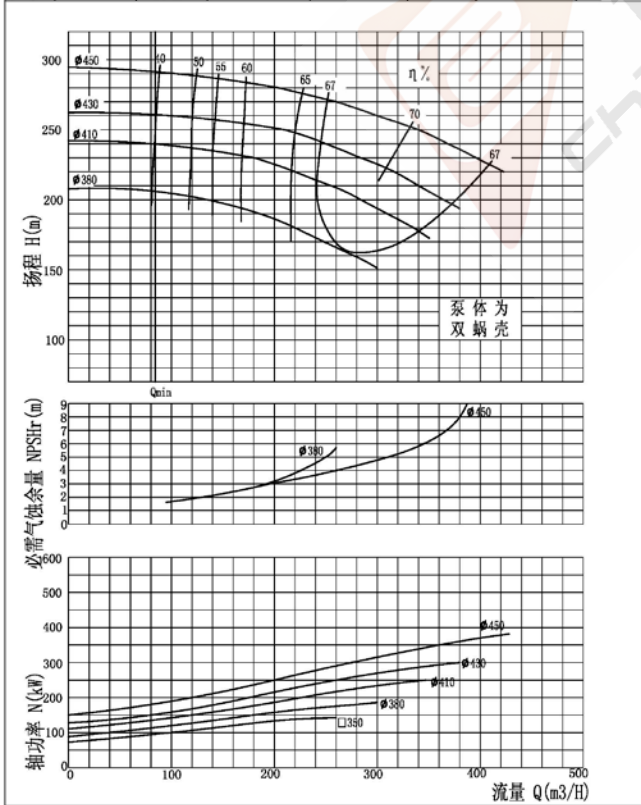
型号	100-315	转速	2950r/min	吸入口径	150mm	排出口径	100mm
----	---------	----	-----------	------	-------	------	-------



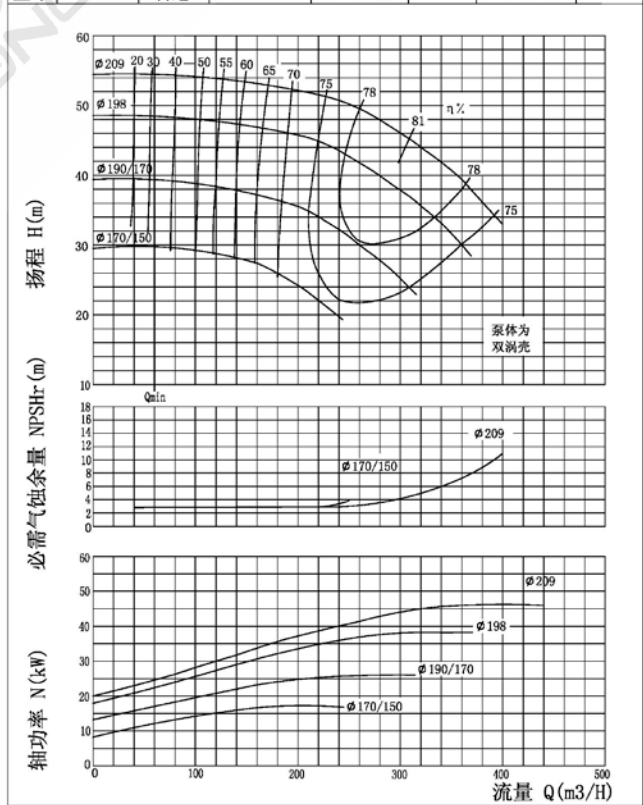
型号	100-400	转速	2950r/min	吸入口径	150mm	排出口径	100mm
----	---------	----	-----------	------	-------	------	-------

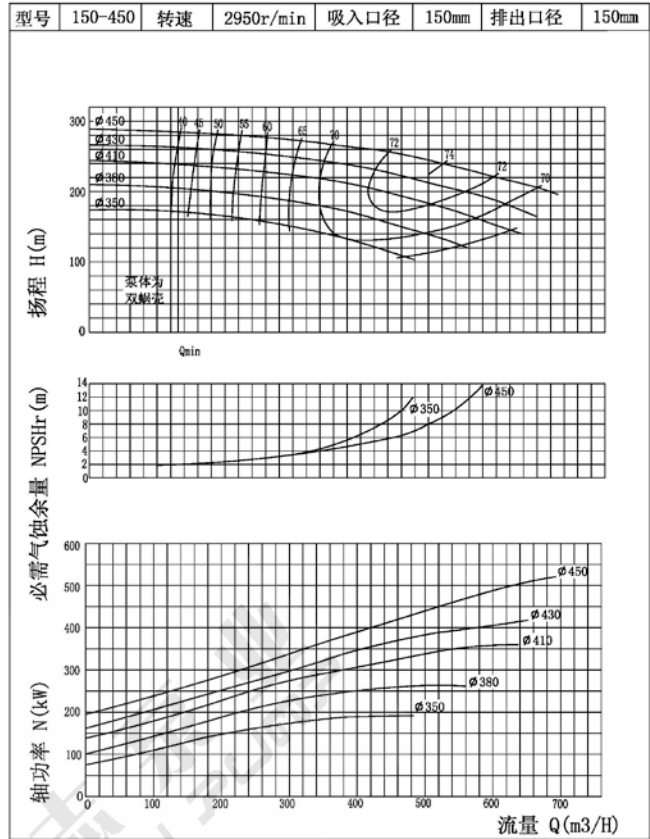
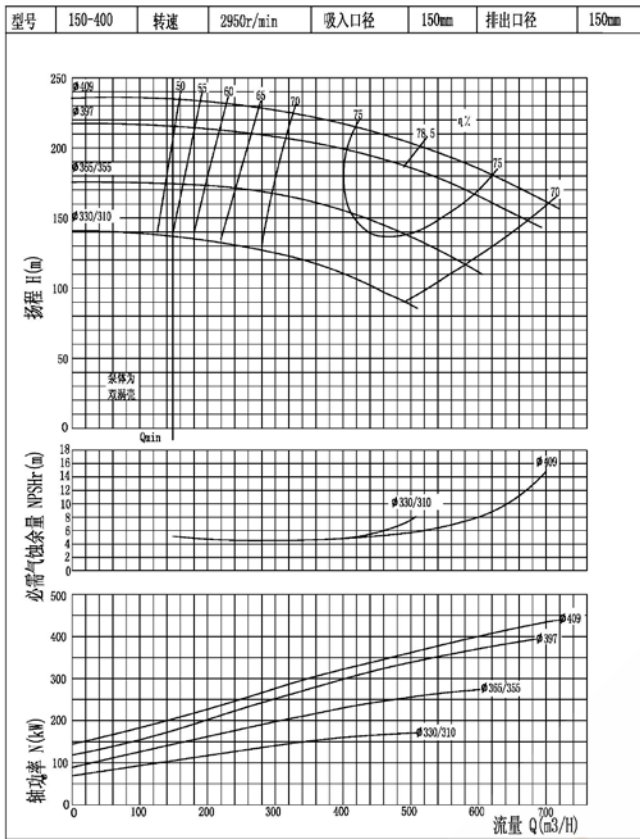


型号	100-450	转速	2950r/min	吸入口径	150mm	排出口径	100mm
----	---------	----	-----------	------	-------	------	-------

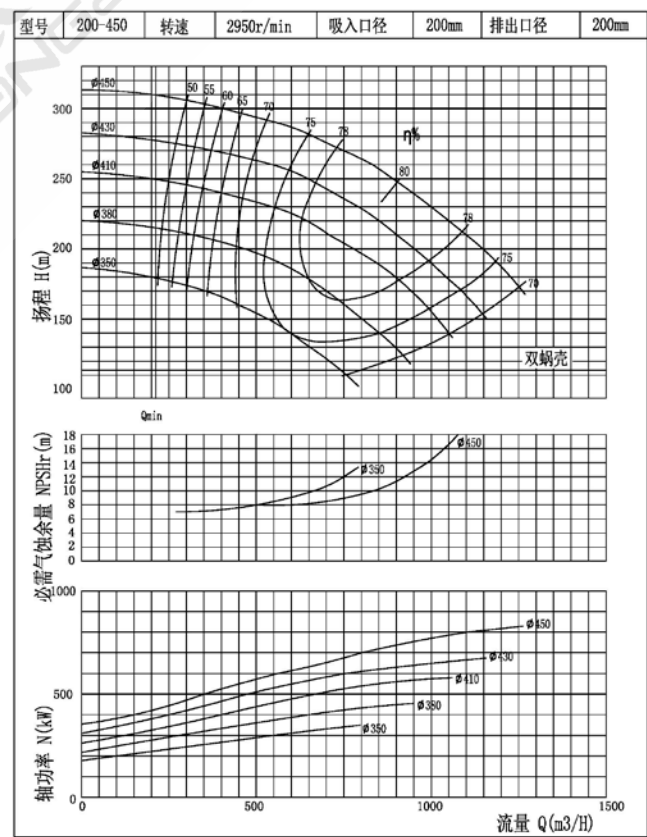
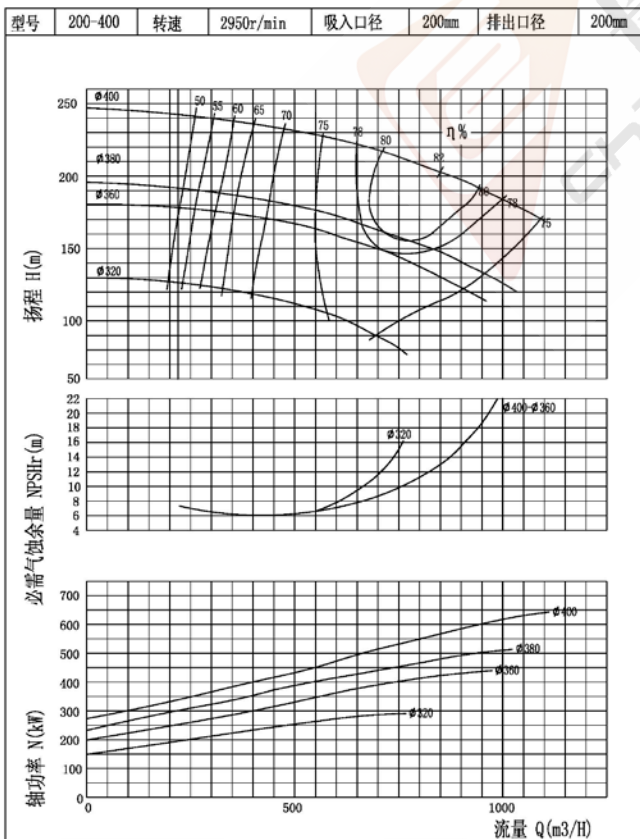
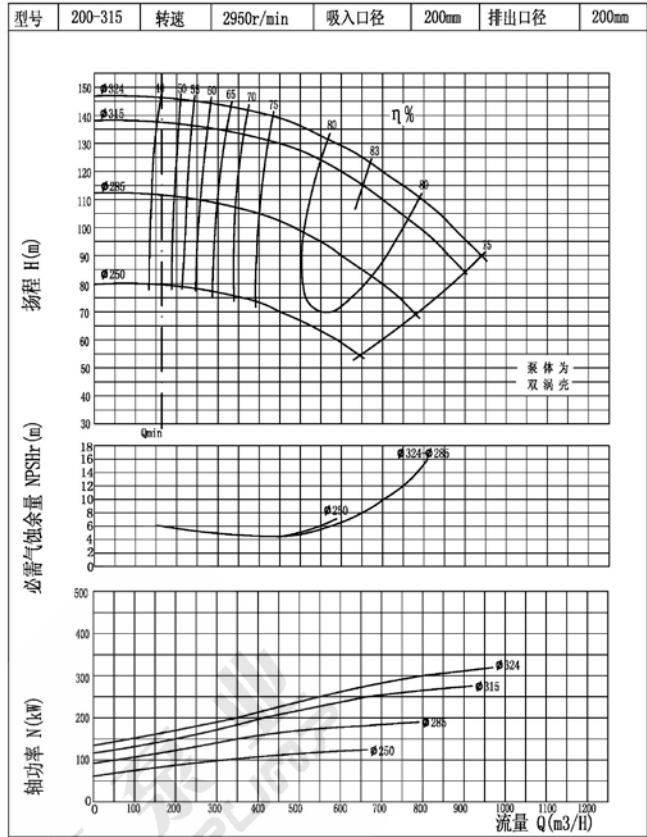
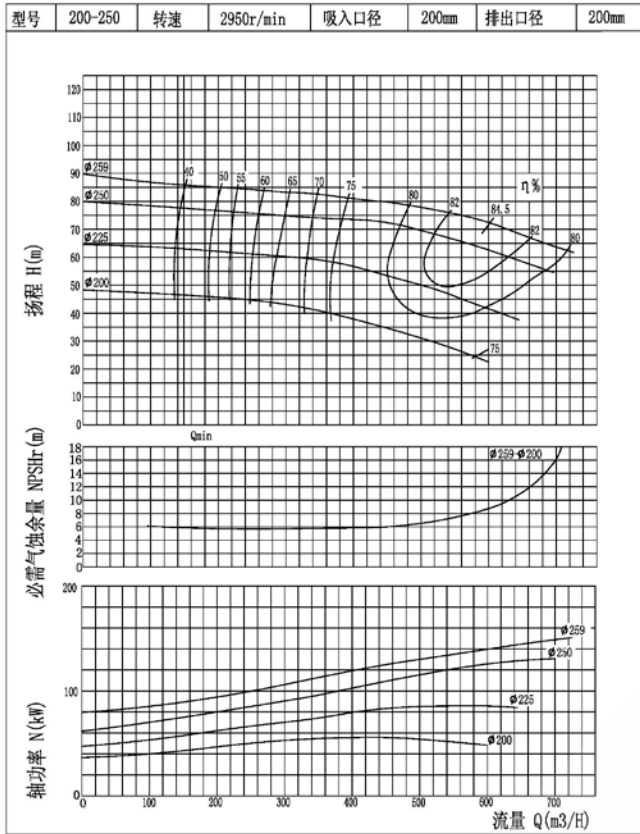


型号	150-200	转速	2950r/min	吸入口径	150mm	排出口径	150mm
----	---------	----	-----------	------	-------	------	-------

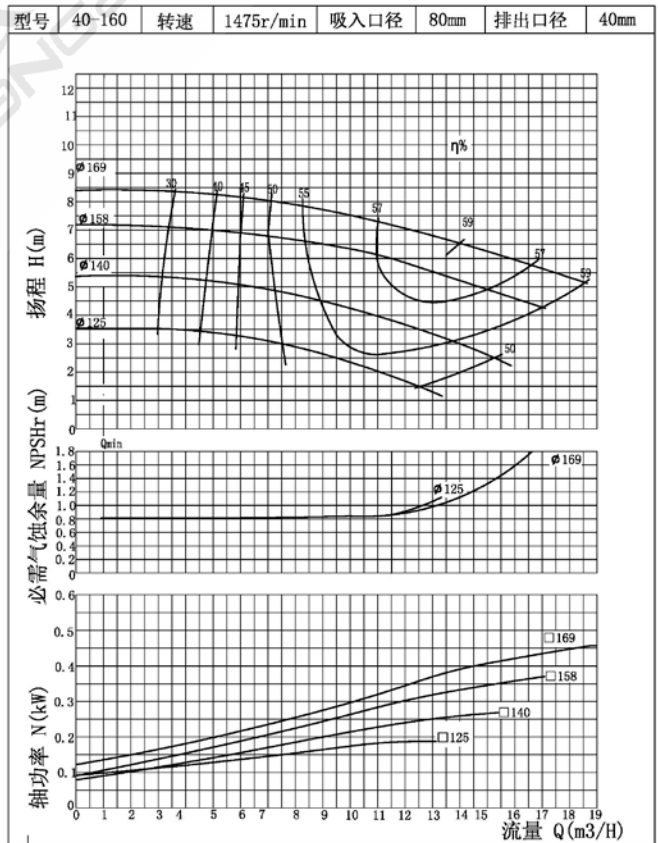
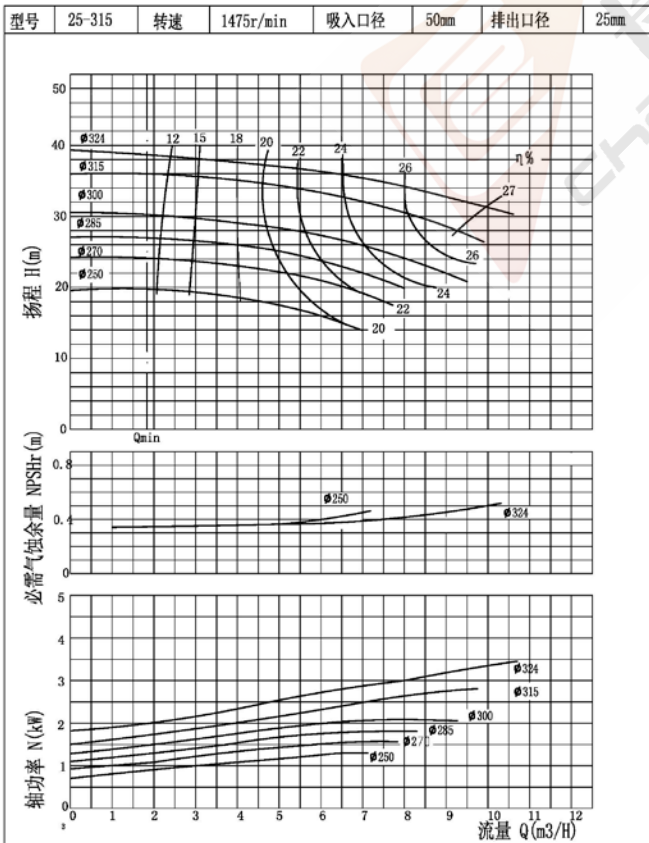
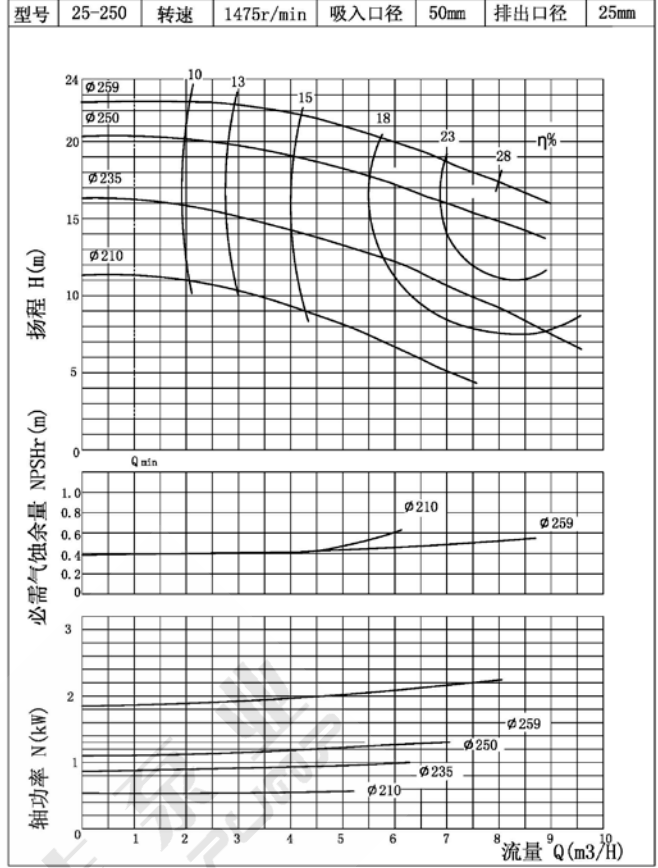
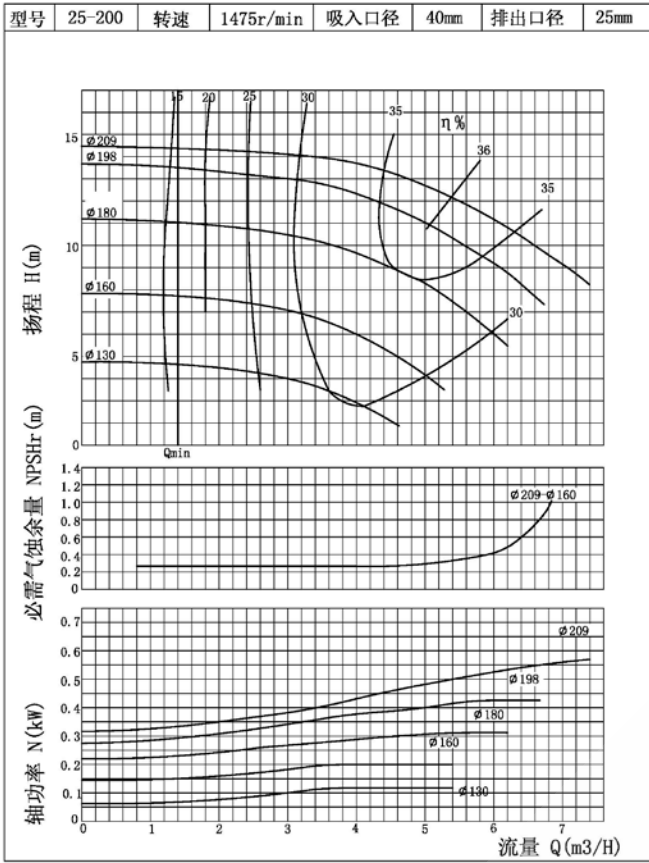




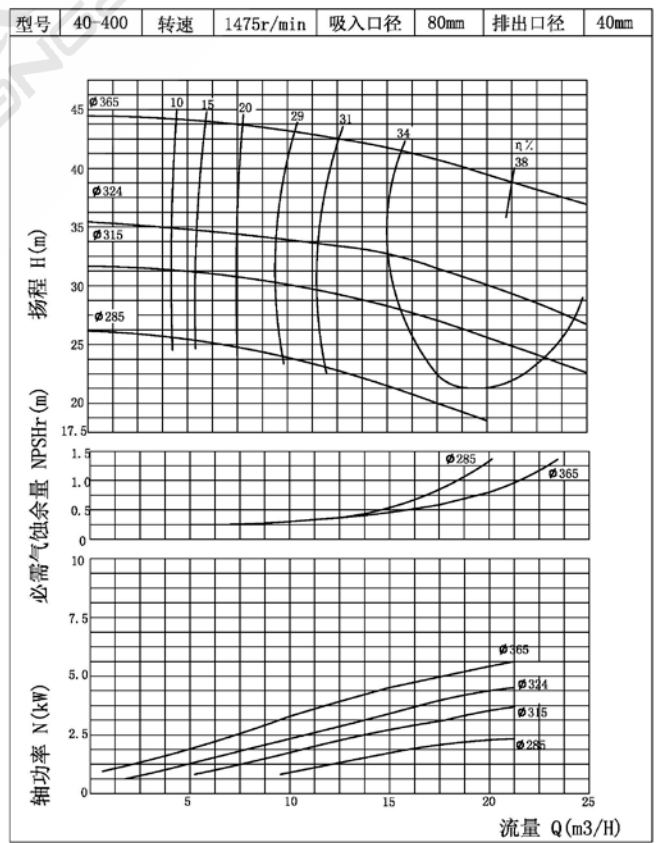
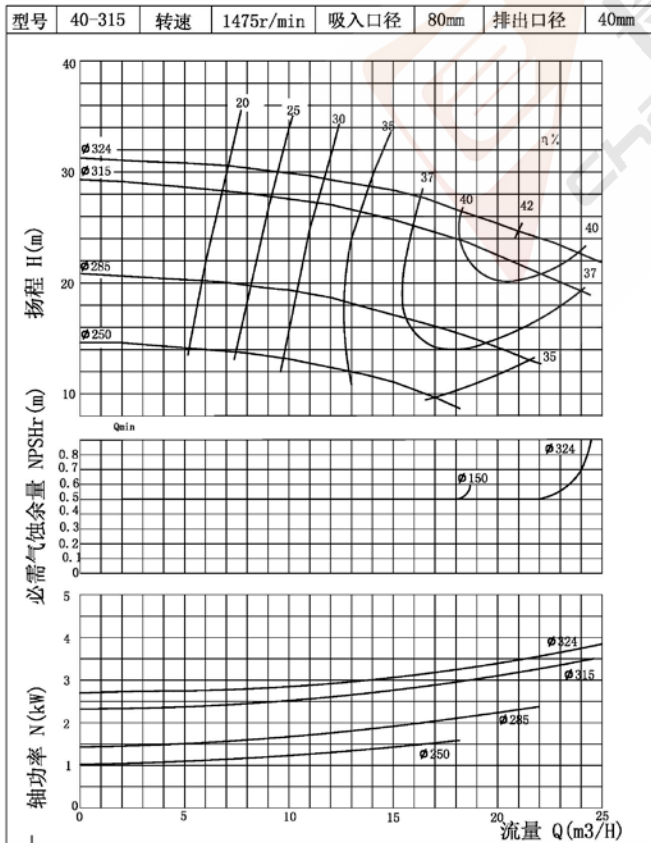
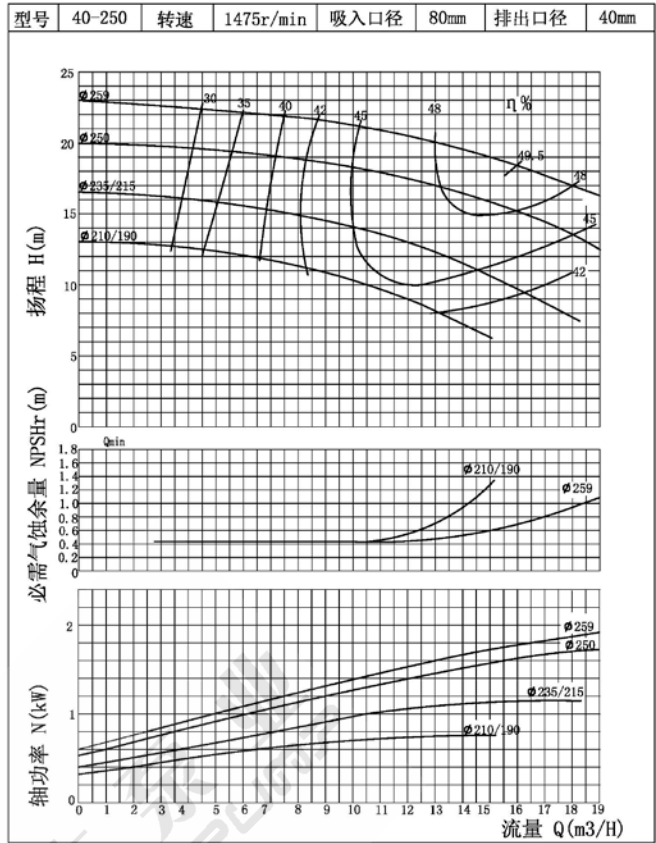
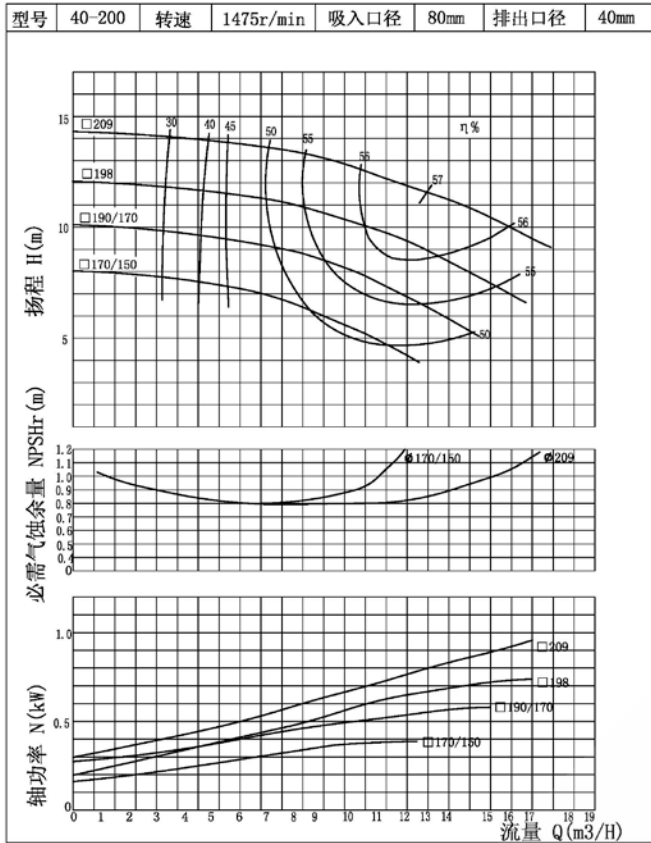
CP-OH3 系列带有独立轴承架的立式管道单级悬臂式离心泵



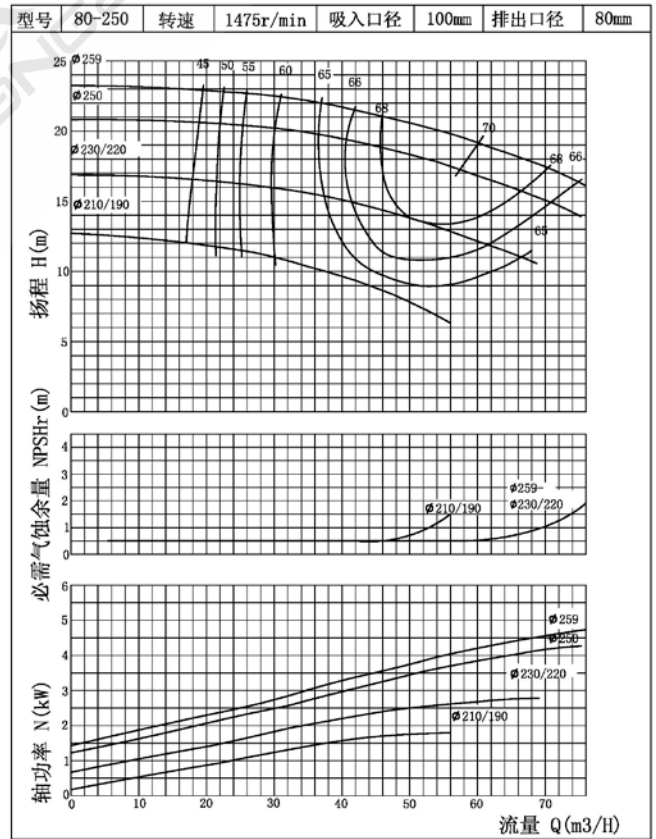
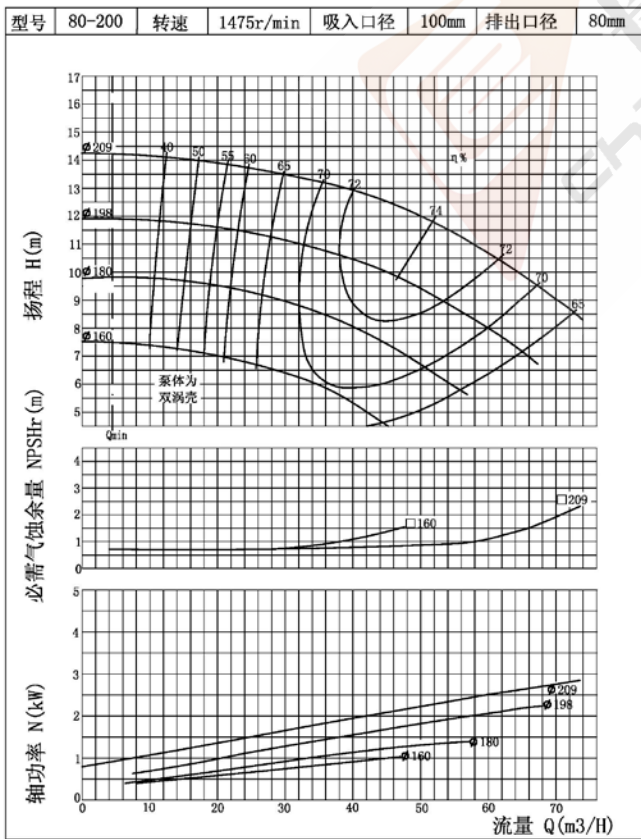
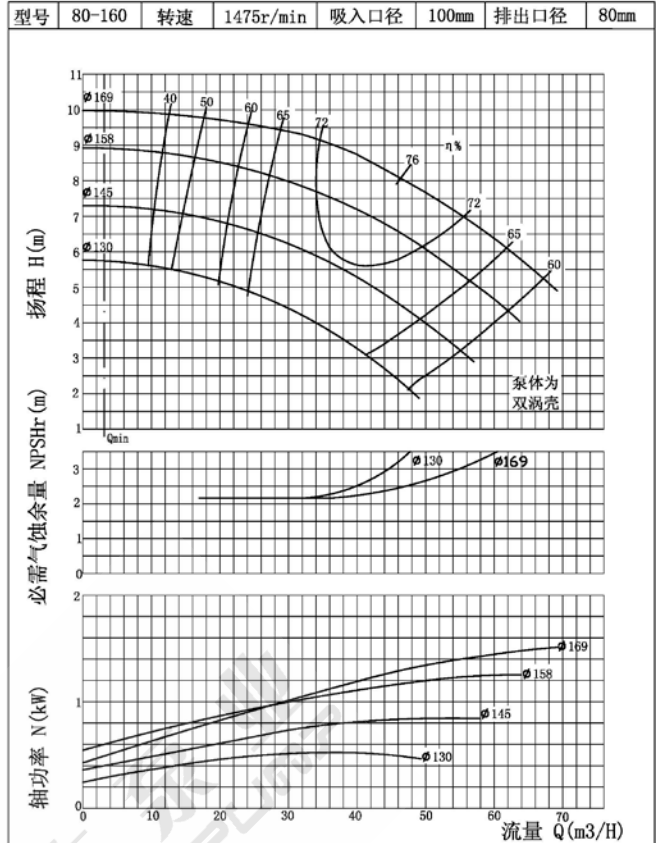
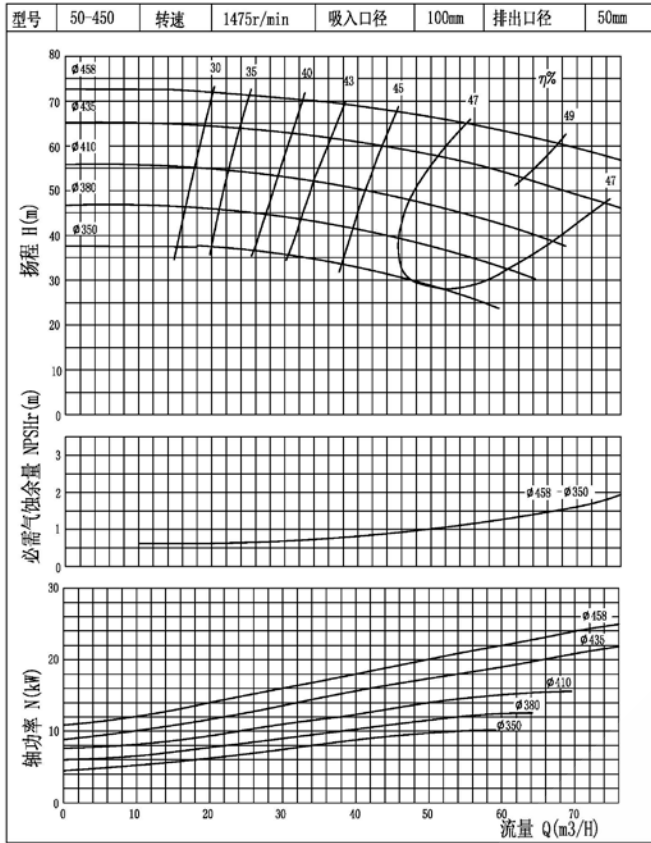
CP-OH3 系列带有独立轴承架的立式管道单级悬臂式离心泵



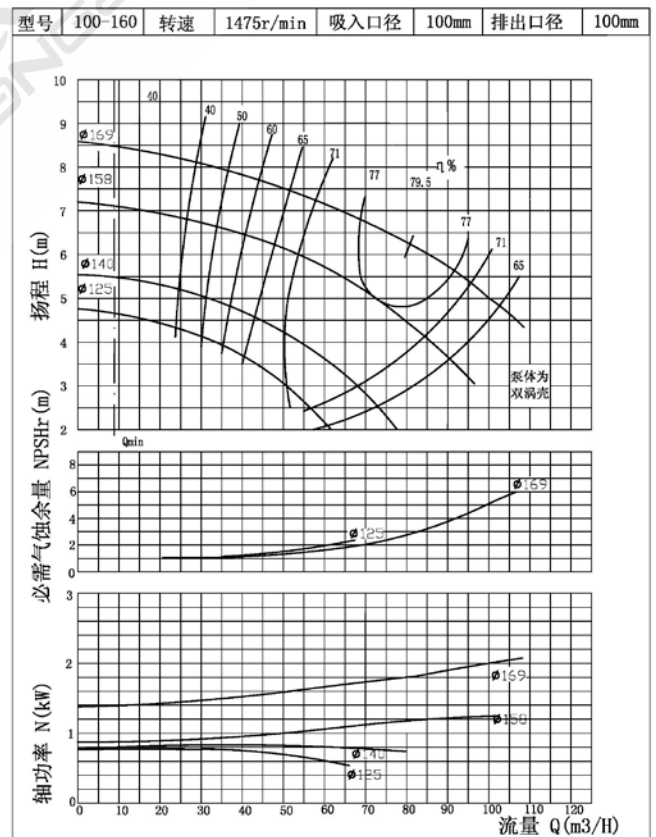
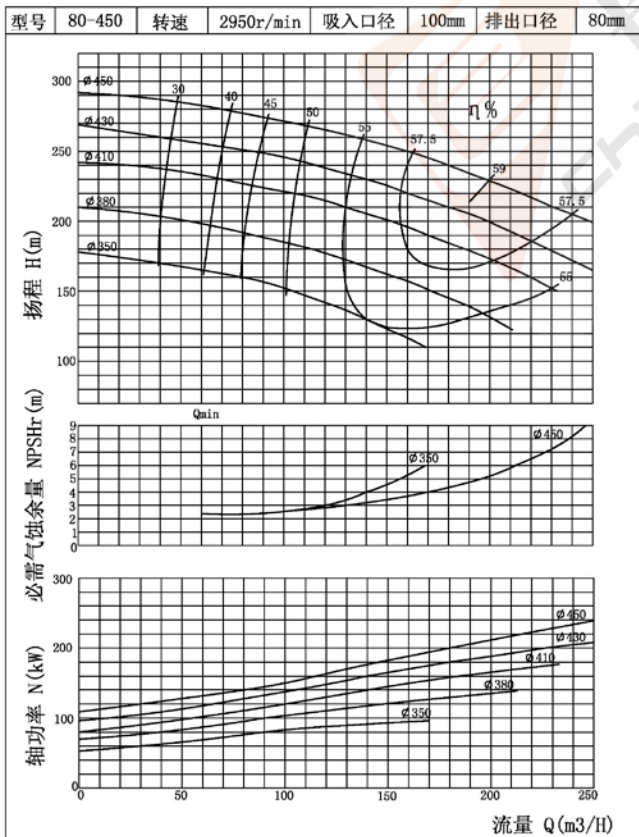
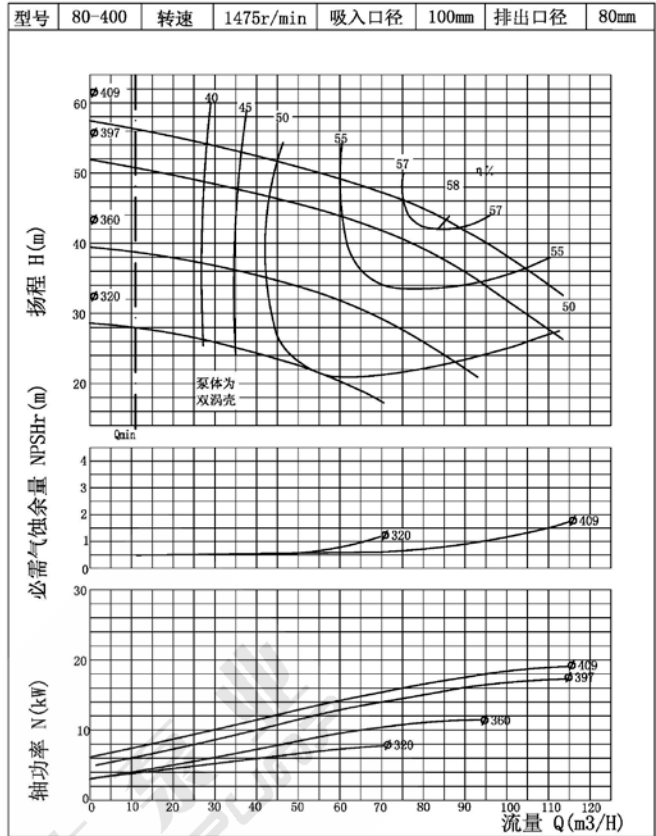
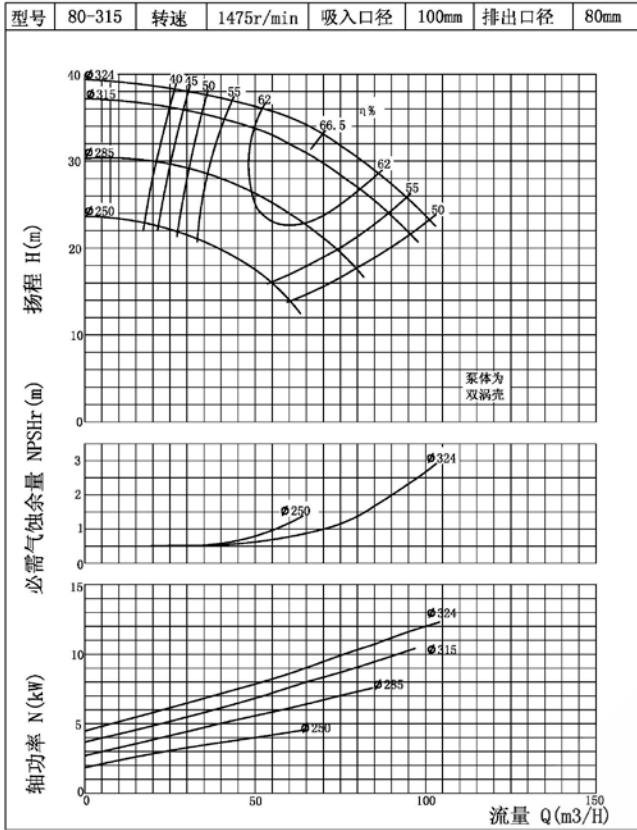
CP-OH3 系列带有独立轴承架的立式管道单级悬臂式离心泵



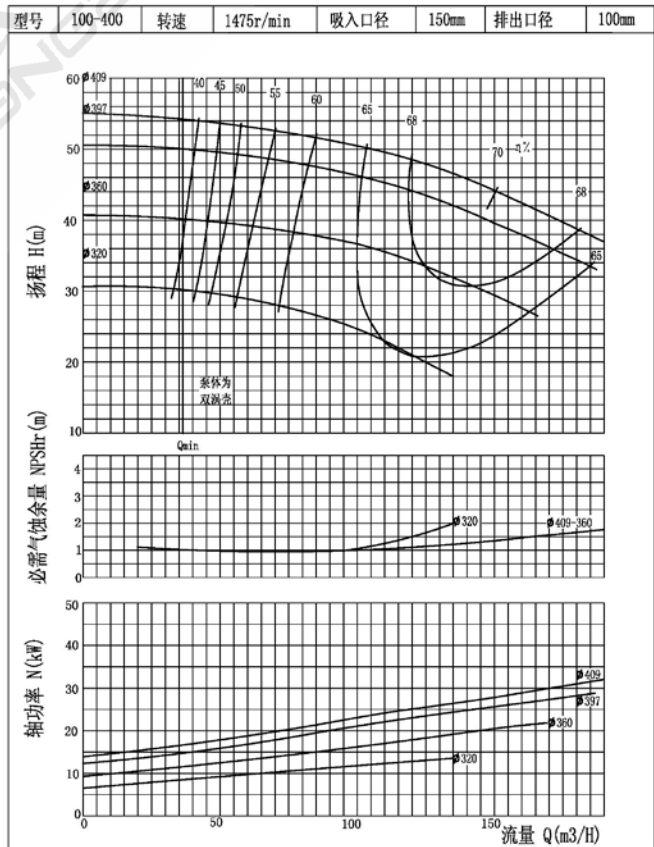
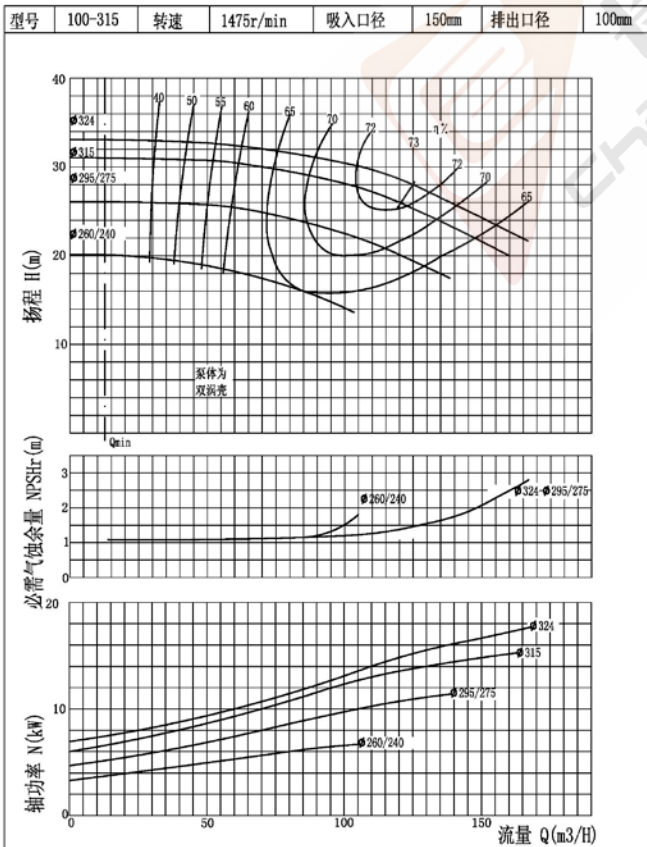
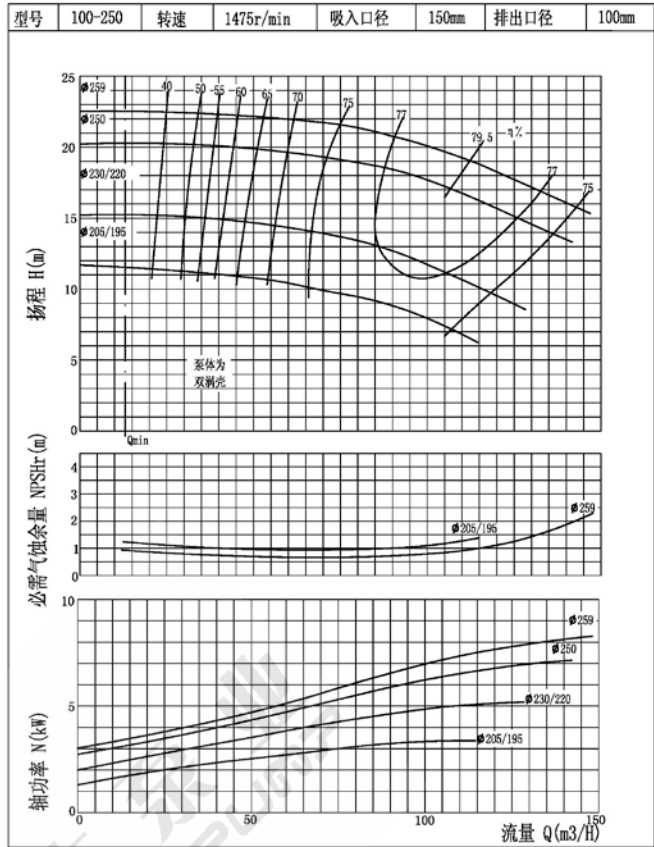
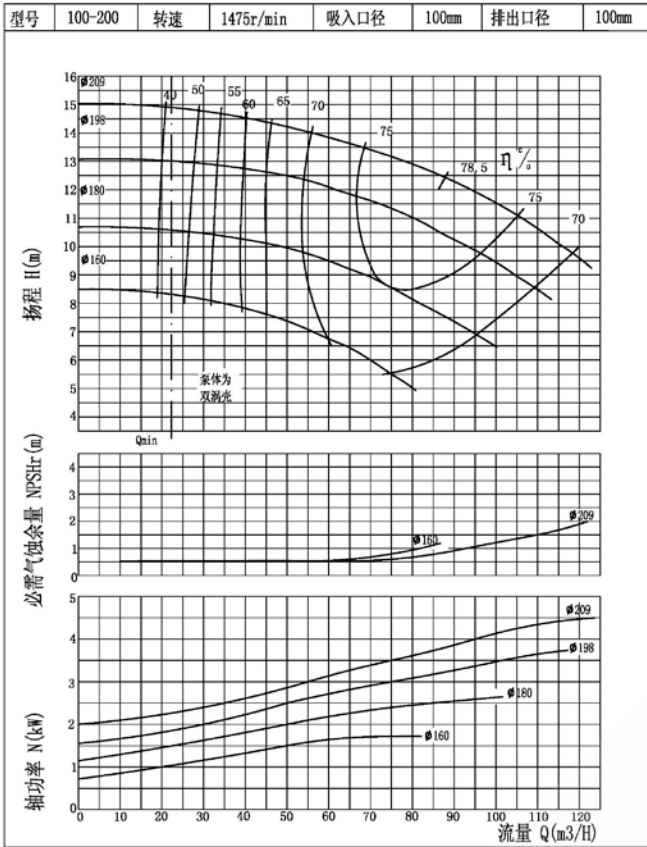
CP-OH3 系列带有独立轴承架的立式管道单级悬臂式离心泵



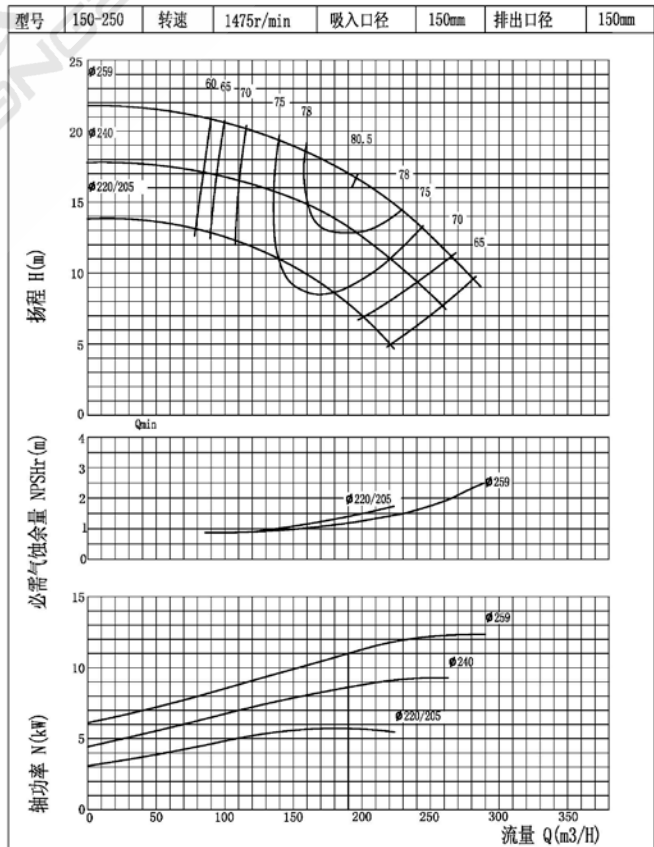
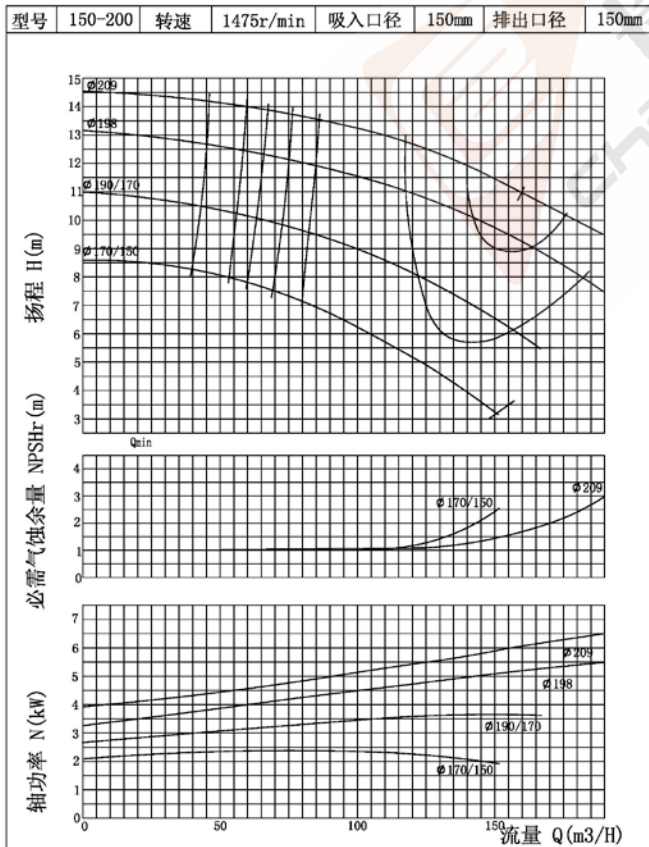
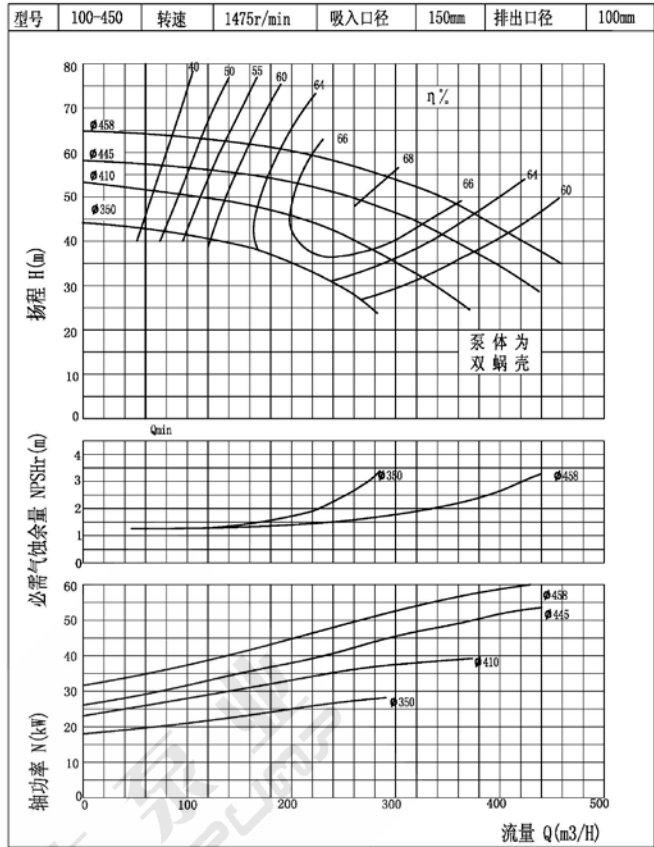
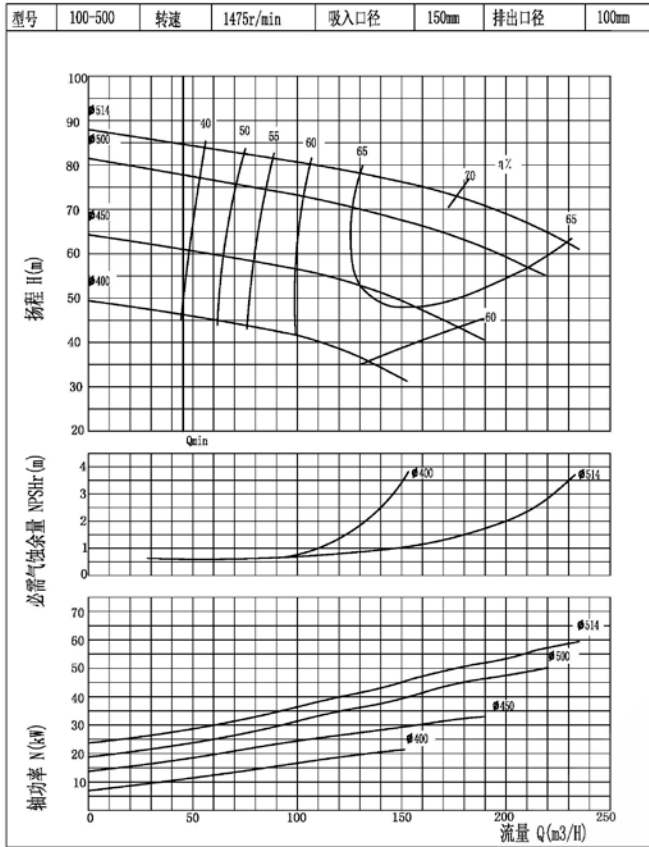
CP-OH3 系列带有独立轴承架的立式管道单级悬臂式离心泵



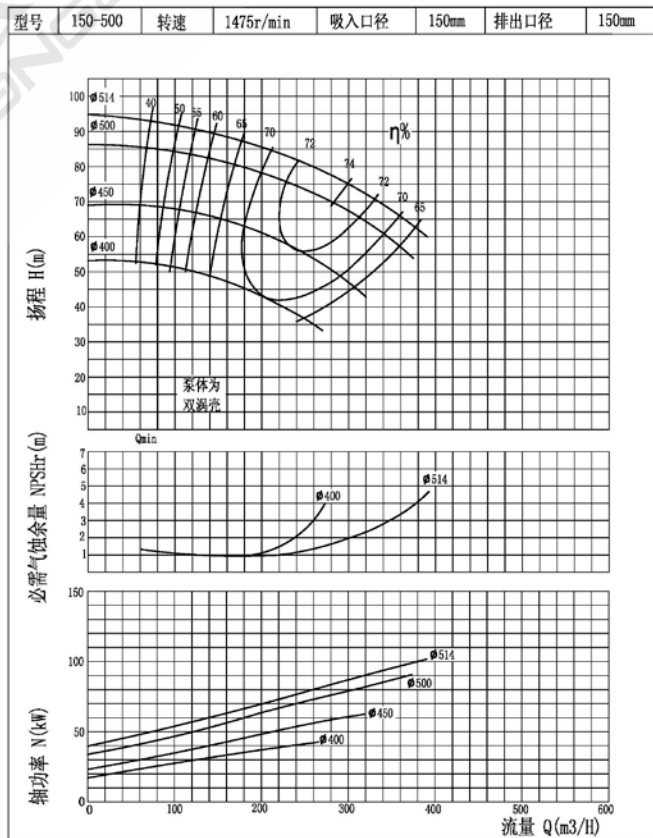
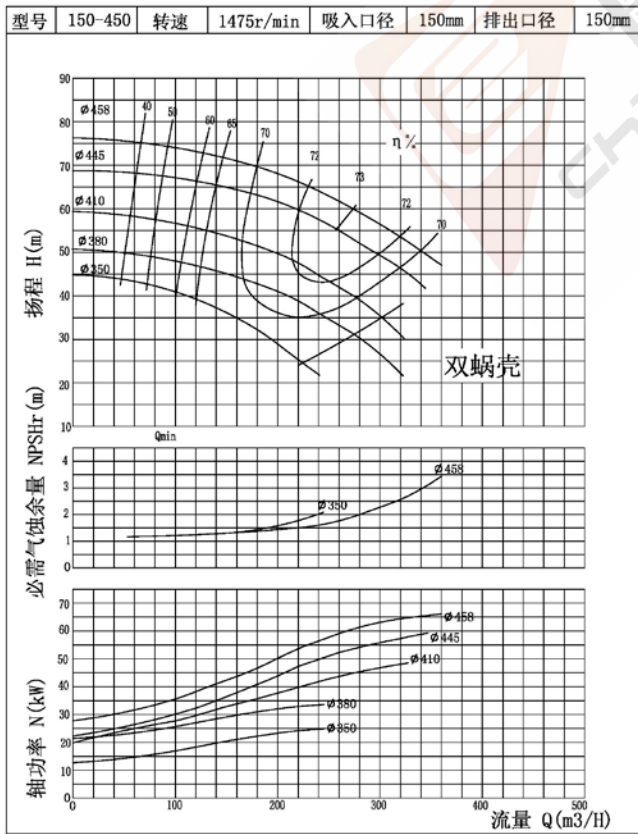
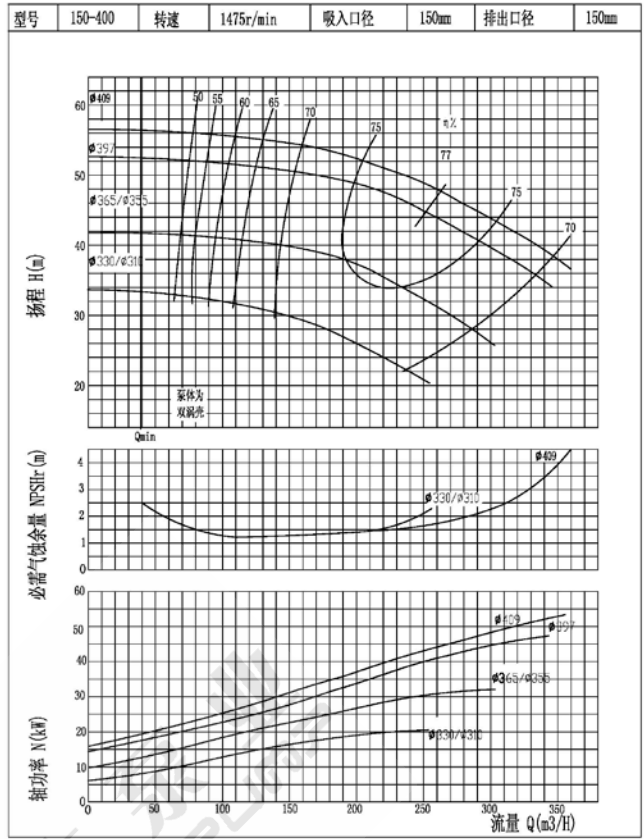
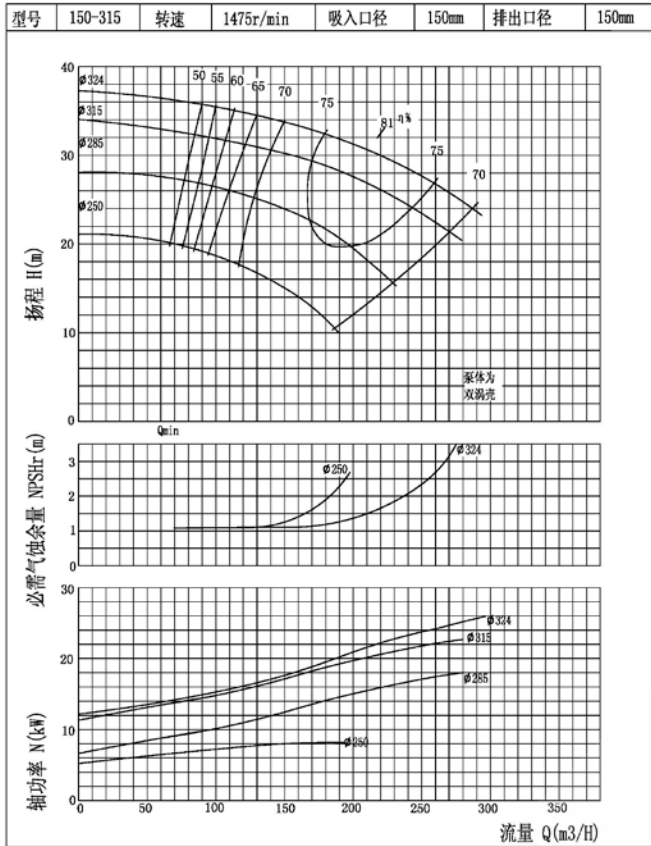
CP-OH3 系列带有独立轴承架的立式管道单级悬臂式离心泵



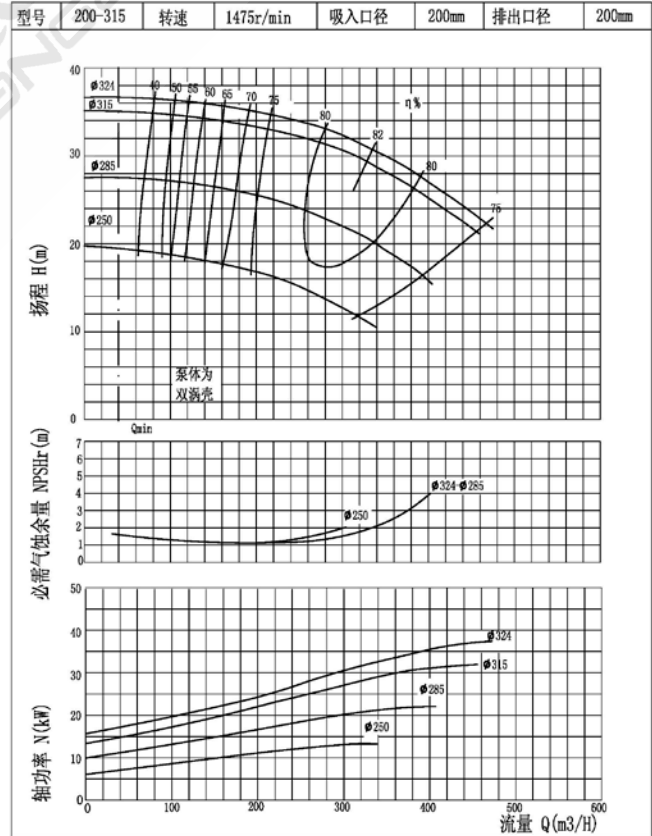
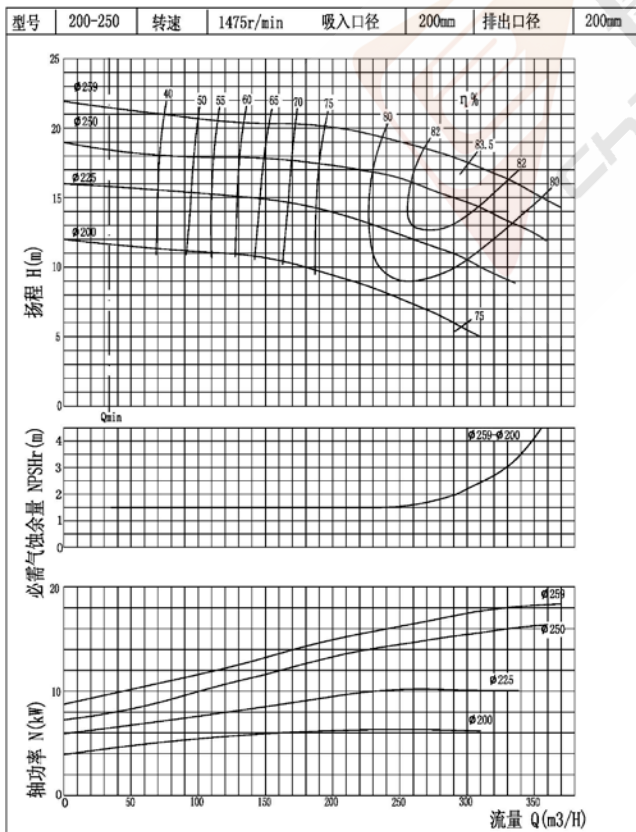
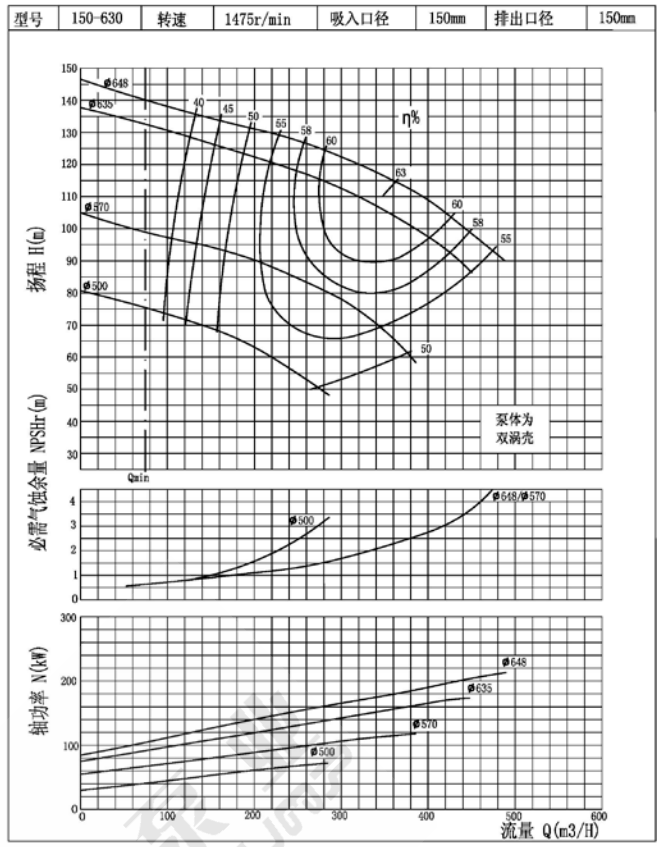
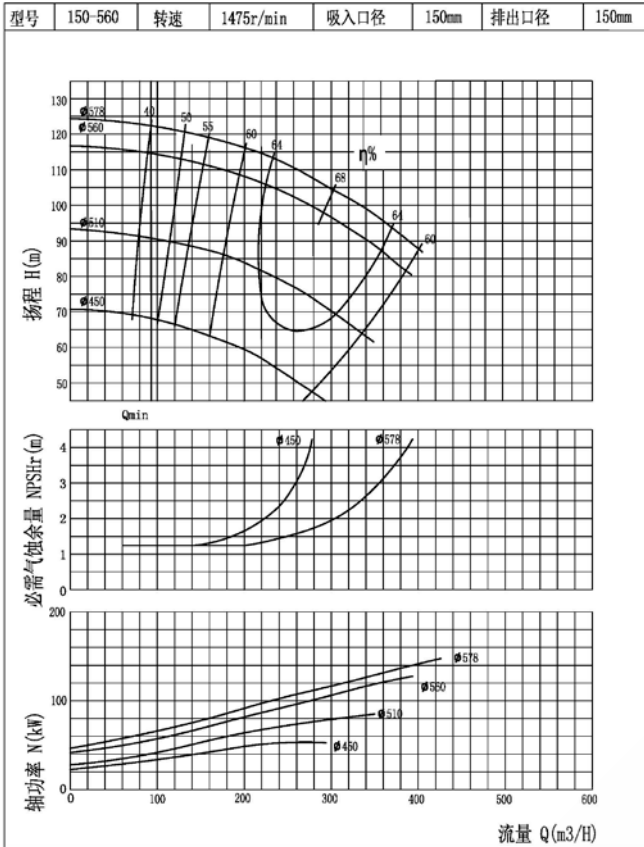
CP-OH3 系列带有独立轴承架的立式管道单级悬臂式离心泵



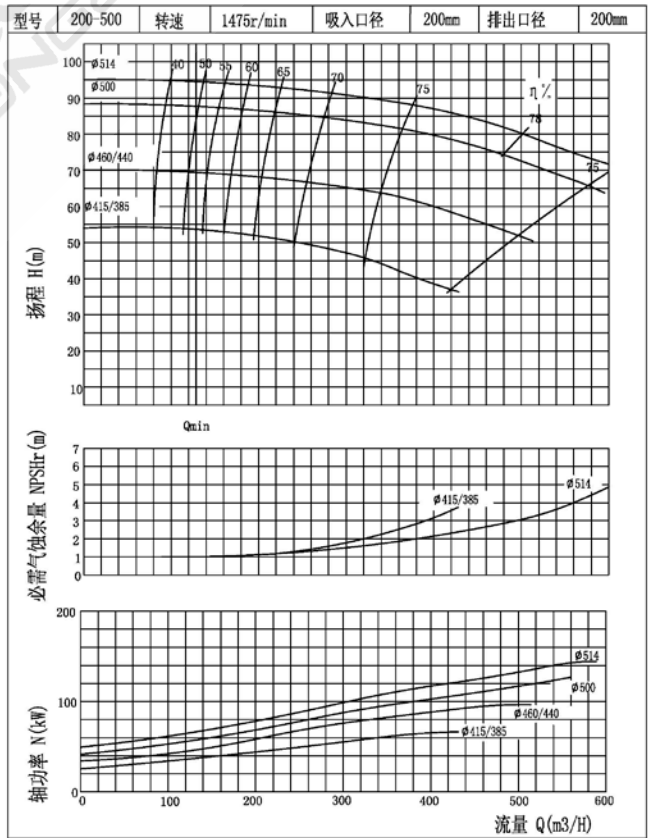
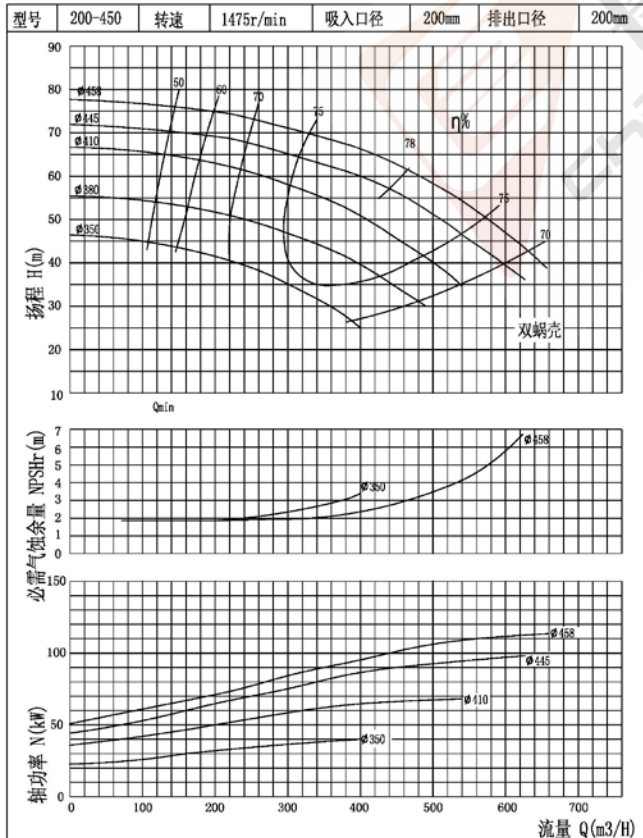
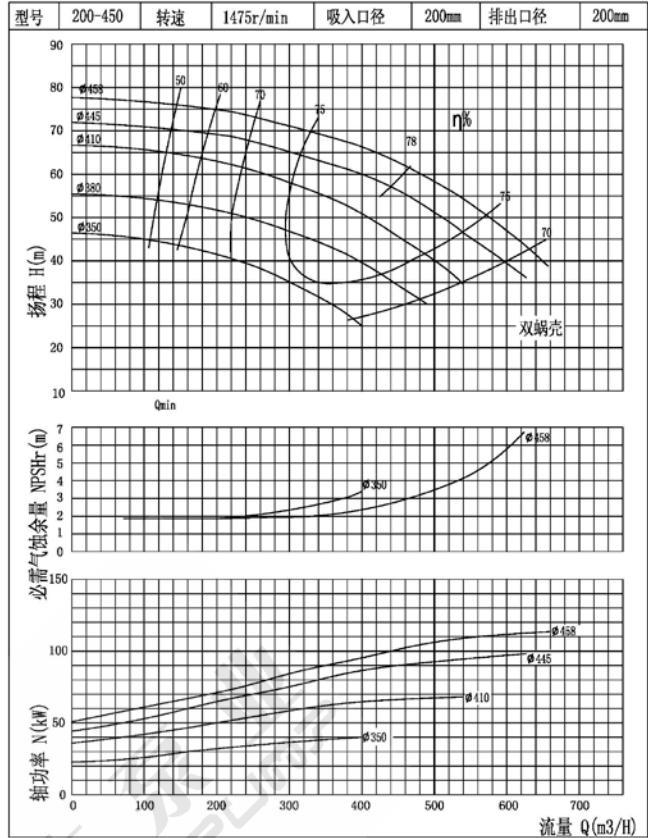
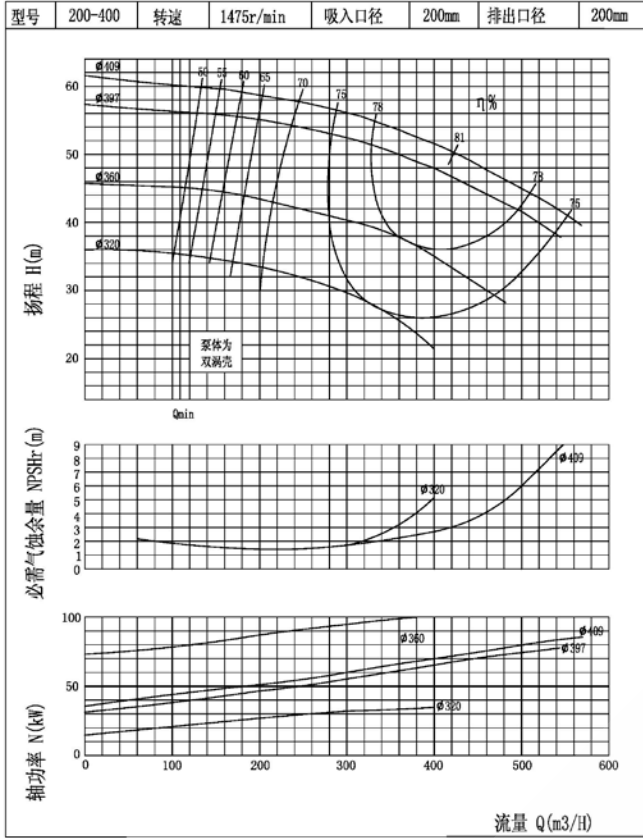
CP-OH3 系列带有独立轴承架的立式管道单级悬臂式离心泵



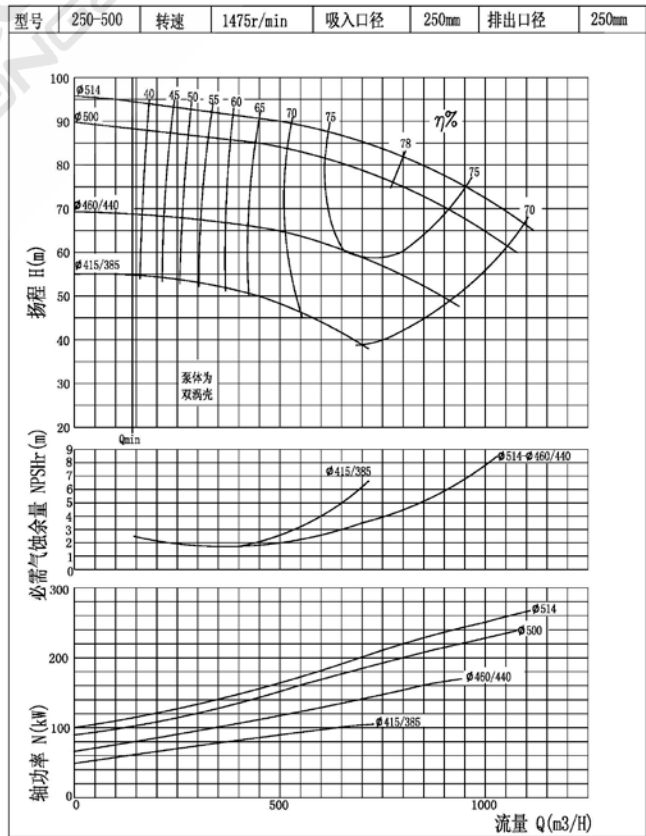
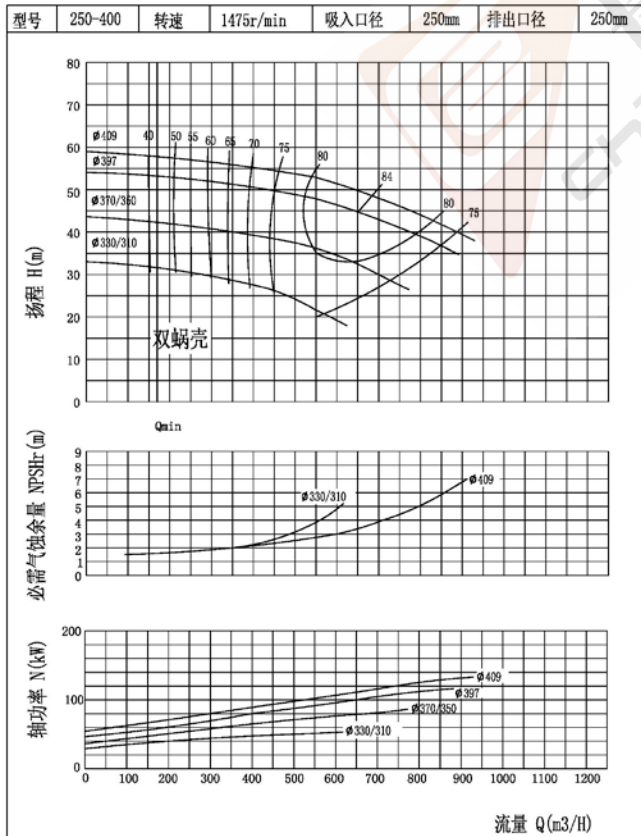
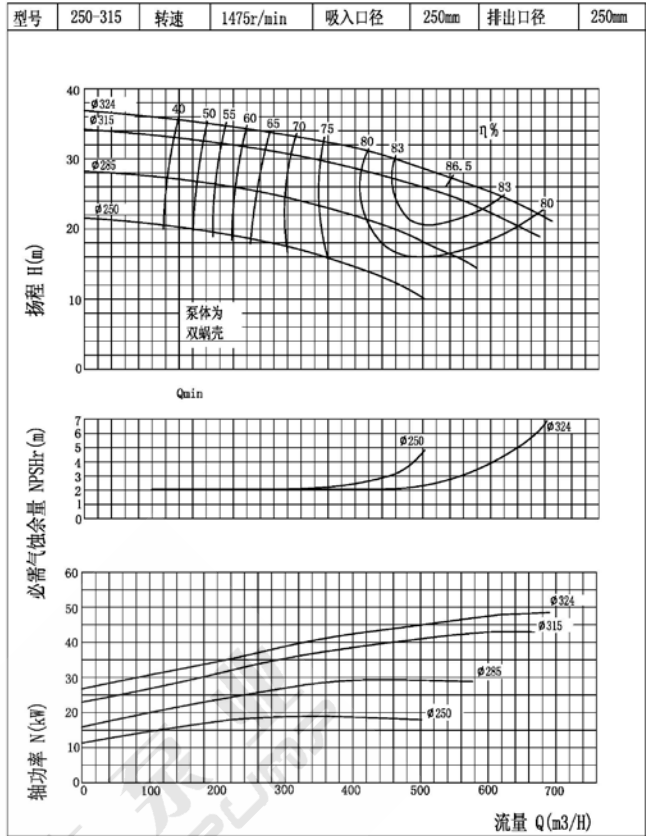
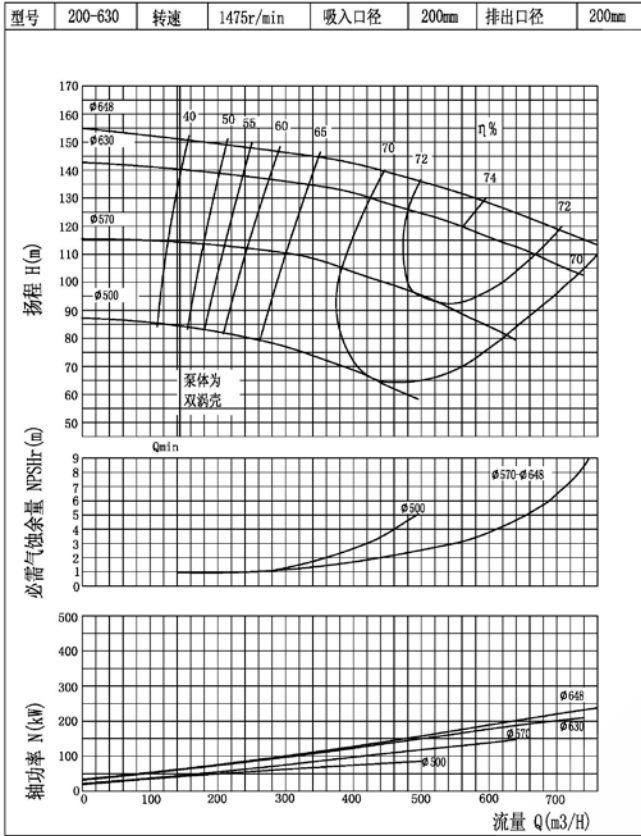
CP-OH3 系列带有独立轴承架的立式管道单级悬臂式离心泵



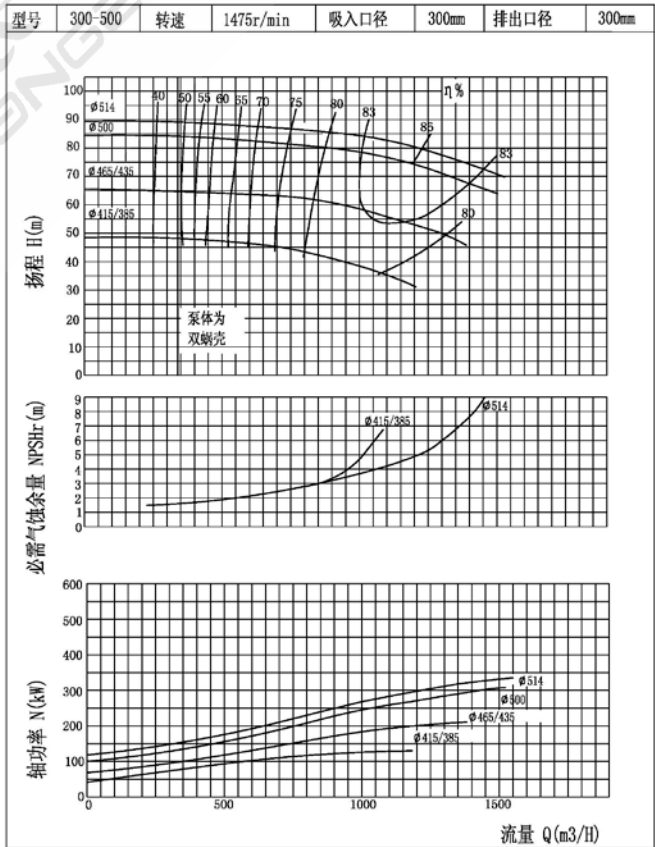
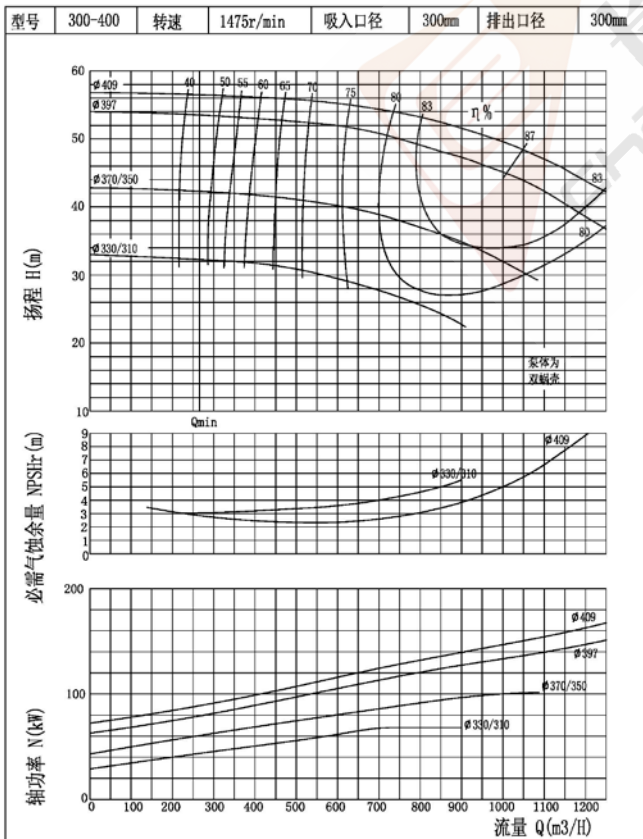
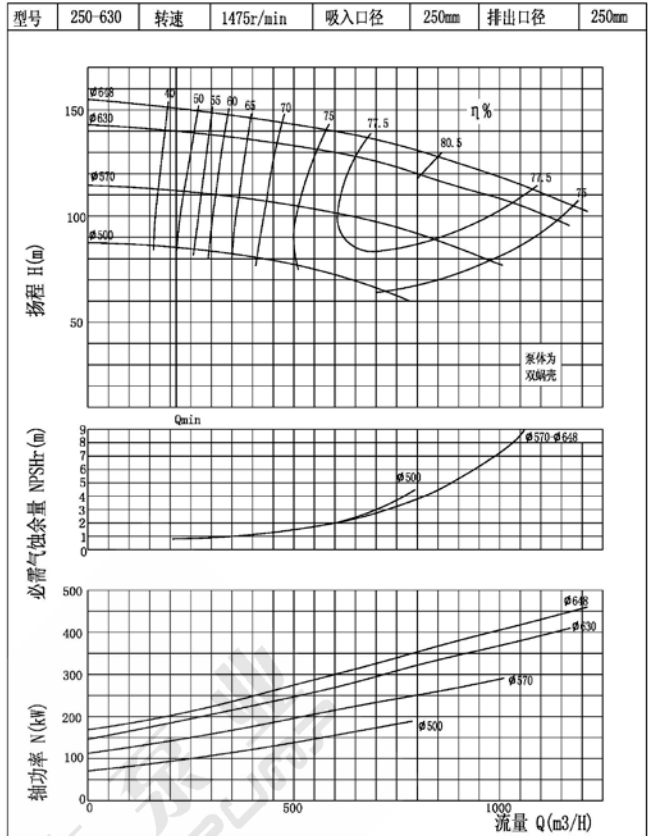
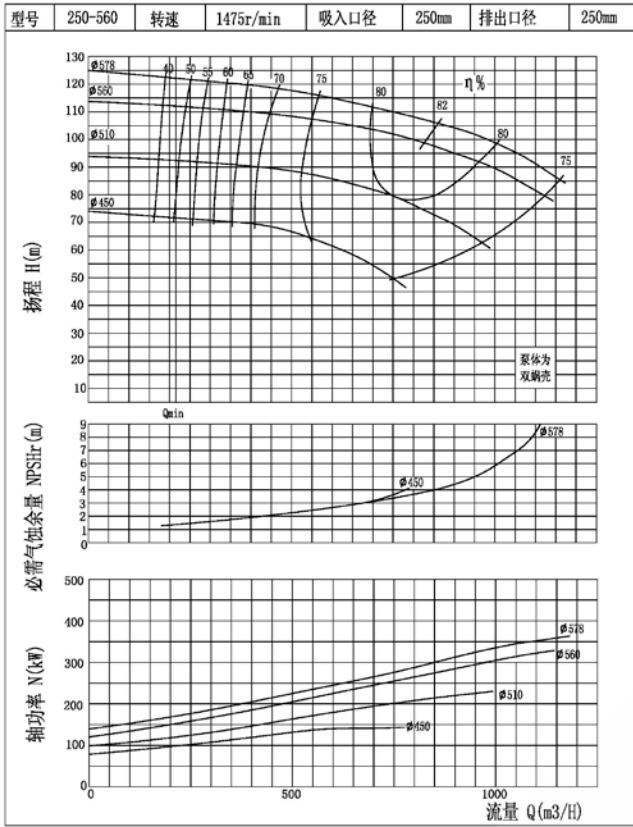
CP-OH3 系列带有独立轴承架的立式管道单级悬臂式离心泵



CP-OH3 系列带有独立轴承架的立式管道单级悬臂式离心泵



CP-OH3 系列带有独立轴承架的立式管道单级悬臂式离心泵



CP-OH3 系列带有独立轴承架的立式管道单级悬臂式离心泵

